



SURVEY RESULTS

ASSETS & NEEDS ASSESSMENT

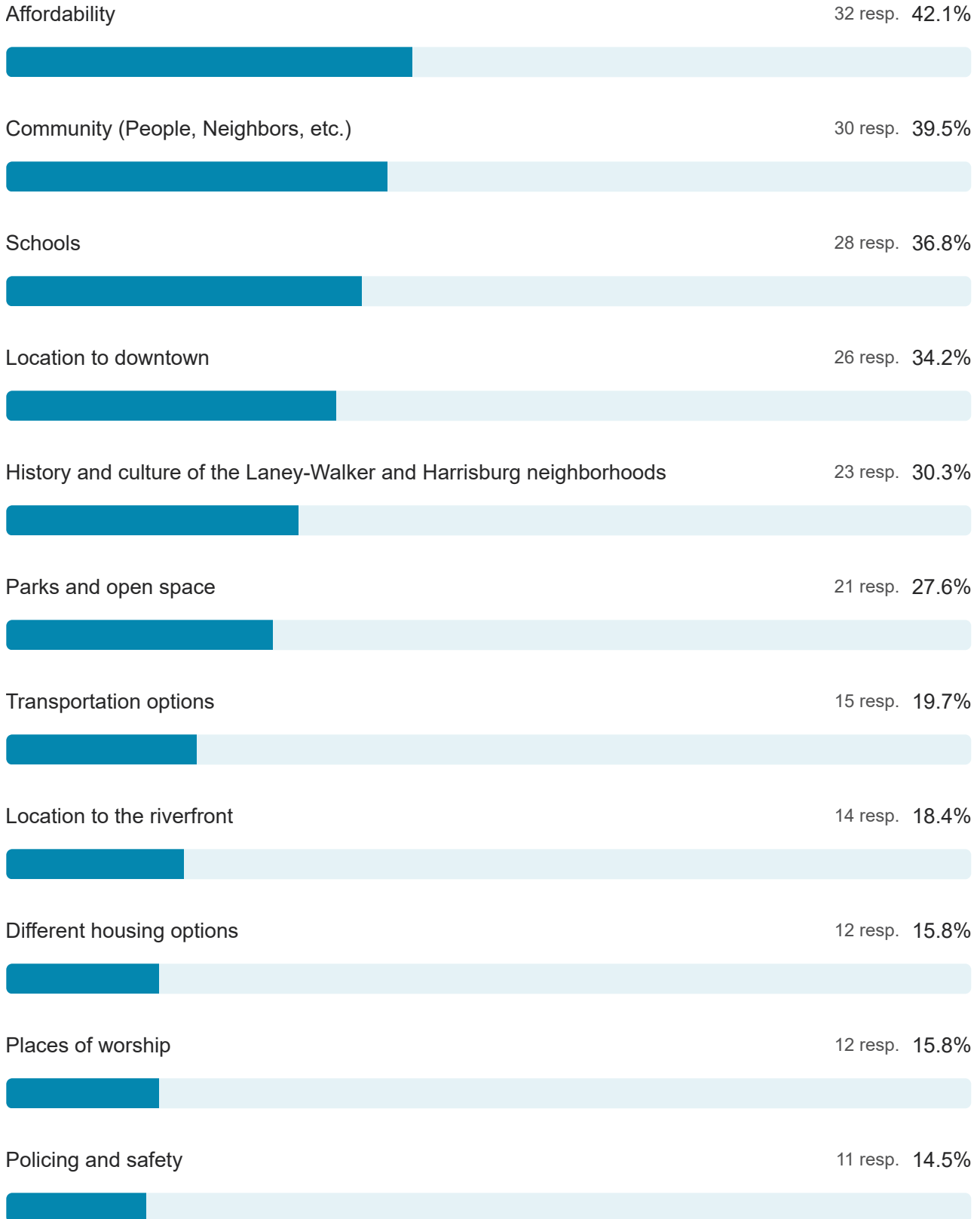
SEPTEMBER 2022

ALLEN HOMES RESIDENTS.

LANEY WALKER-HARRISBURG
CHOICE NEIGHBORHOOD

1.1 What do you think are your neighborhood's greatest strengths? **(Choose up to 5)**

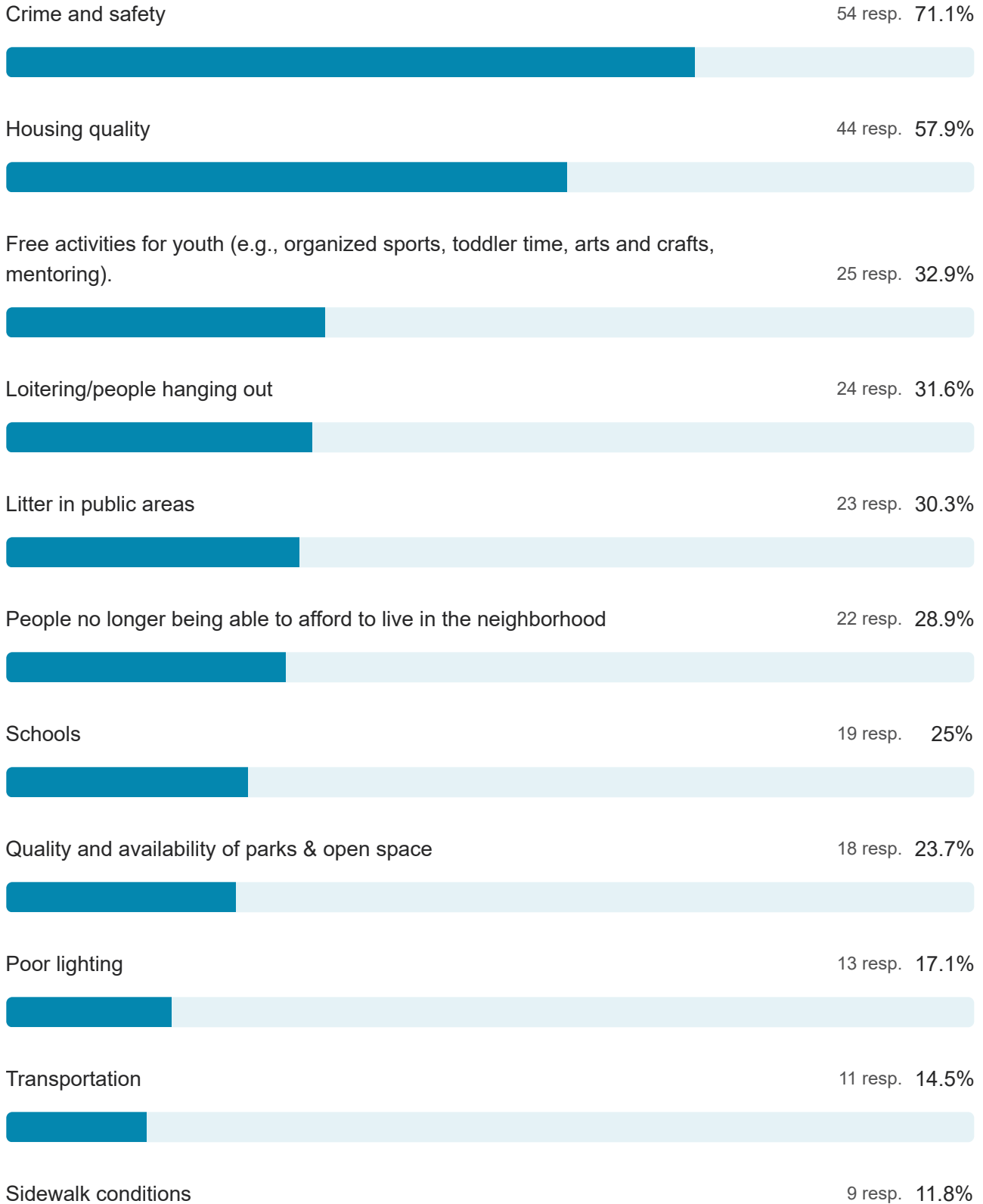
76 out of 76 answered

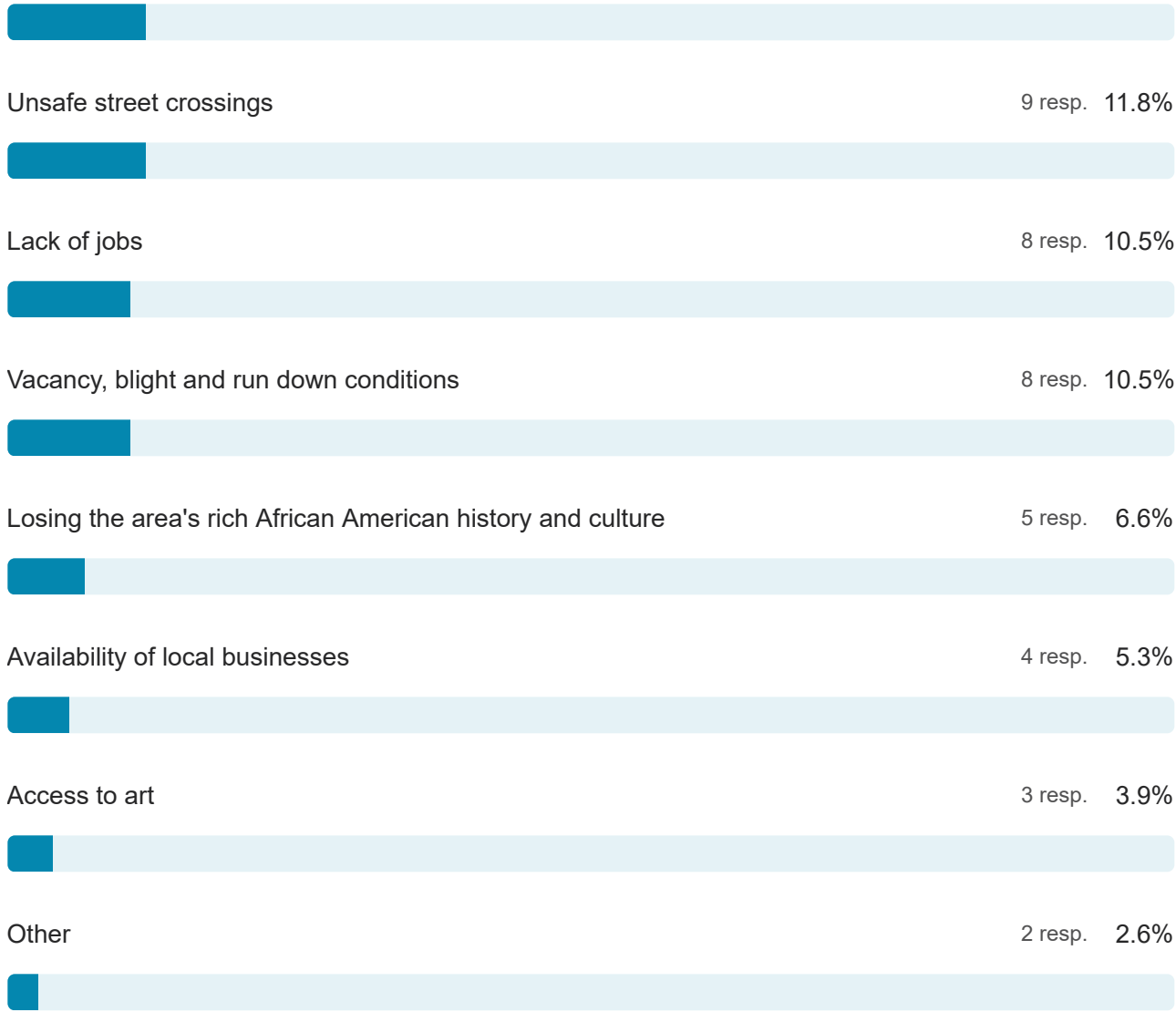




1.2 What neighborhood challenges need to be improved immediately? **(Choose up to 5)**

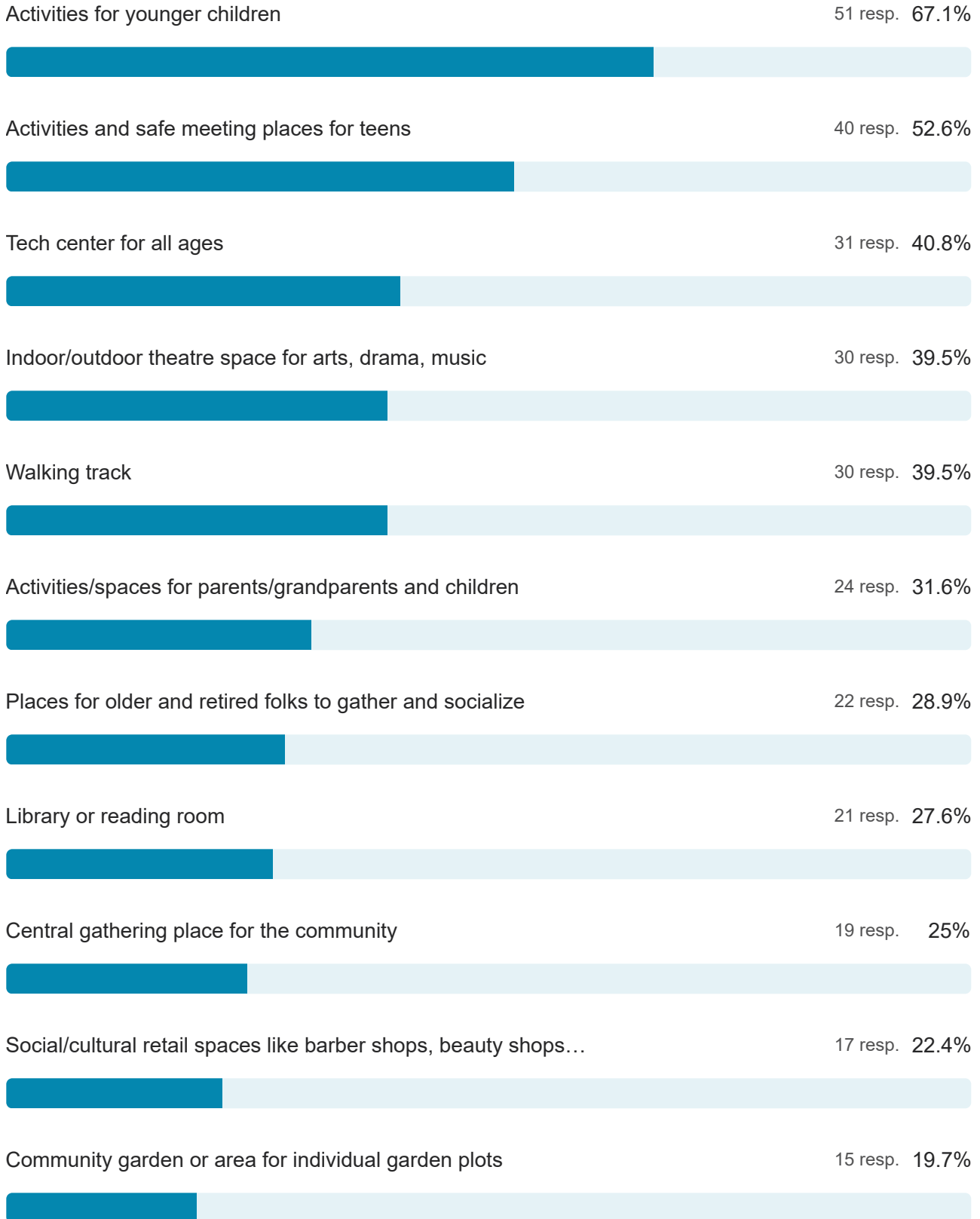
76 out of 76 answered






1.3 What sort of social activities or organizations do you feel are missing in the neighborhood?


76 out of 76 answered





1.4 Would you like to learn more about the rich history of the neighborhood such as the Golden Block project downtown; murals, installations, and public sculptures in Harrisburg; the underpasses on Calhoun; Put'in Cups?

76 out of 76 answered



1.16 Which of the following amenities do you think could improve the neighborhood for you and your family?

76 out of 76 answered

Full-service Grocery Store (fresh produce, meats, toiletries, etc.) 56 resp. 73.7%



Playground/tot lot 38 resp. 50%



Places to eat (restaurants, cafes, coffee shop) 33 resp. 43.4%



Improved neighborhood parks 32 resp. 42.1%



Improved streets with safer sidewalks and street crossings 32 resp. 42.1%



Making spaces more inclusive/accessible for people of all ages/abilities 30 resp. 39.5%



Athletic playing fields 26 resp. 34.2%




Walking/running trails 26 resp. 34.2%




Community event space 23 resp. 30.3%



More trees and shaded public areas 21 resp. 27.6%



Library 17 resp. 22.4%





1.27 Where do you typically go to do your grocery shopping?

76 out of 76 answered

Harveys Supermarket (Grocery Store, 1631 Gordon Hwy) 50 resp. 65.8%



Family Dollar (Discount Store, 825 Laney Walker Blvd) 47 resp. 61.8%



Dollar Tree (Discount Store, 843 Laney Walker Blvd) 43 resp. 56.6%



Kroger (Grocery Store, 2801 Washington Rd) 35 resp. 46.1%



Corner Mini Mart (Convenience Store, 635 Laney Walker Blvd) 20 resp. 26.3%



Publix Super Market at National Plaza (Grocery Store, 2816 Washington Rd) 18 resp. 23.7%



Publix Super Market at North Augusta Plaza (Grocery Store, 334 E Martintown Rd) 18 resp. 23.7%



Food Lion (Grocery Store, 2803 Wrightsboro Rd) 17 resp. 22.4%



Home grocery delivery service (ex: Instacart, Hungryroot, etc.) 9 resp. 11.8%



Leo's Produce (1151 5th St) 7 resp. 9.2%



Lidl (Grocery Store, 1096 Alexander Dr) 7 resp. 9.2%



The Fresh Market (Grocery Store, 2701 Washington Rd Ste 12) 6 resp. 7.9%



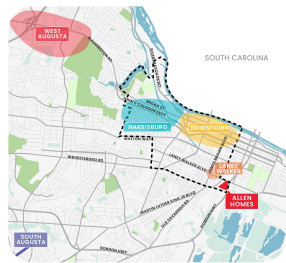
C & J Grocery (Convenience Store, 1377 Wrightsboro Rd) 4 resp. 5.3%



Greene Street Groceries (Convenience Store, 1002 Greene St) 3 resp. 3.9%



Other 14 resp. 18.4%



1.28 Which parts of the city are you most likely to spend time (with friends, family, having coffee or eating out, or doing errands)?

76 out of 76 answered


Downtown 49 resp. 64.5%



Laney Walker 31 resp. 40.8%



South Augusta 24 resp. 31.6%



West Augusta 16 resp. 21.1%

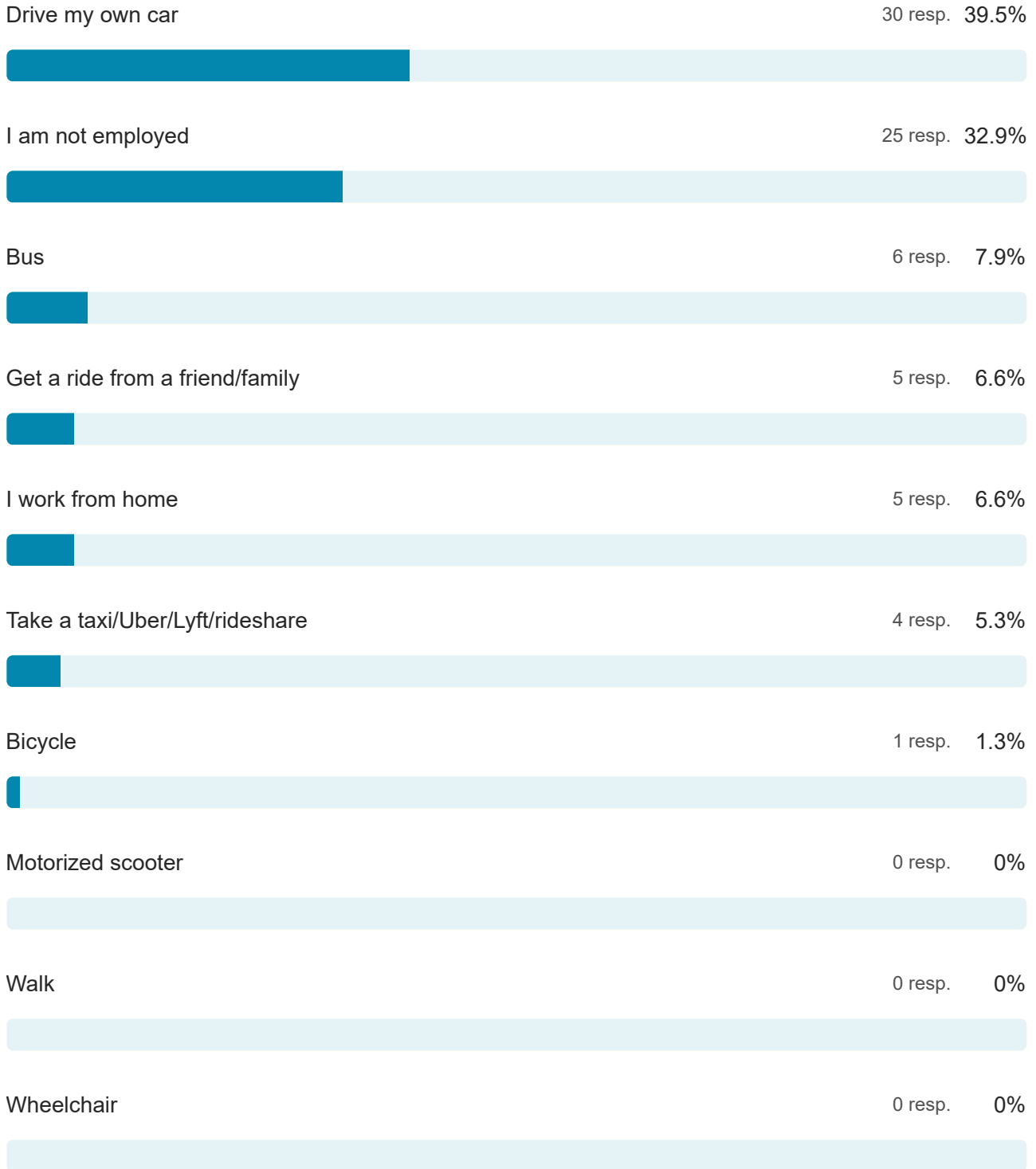


Harrisburg 6 resp. 7.9%



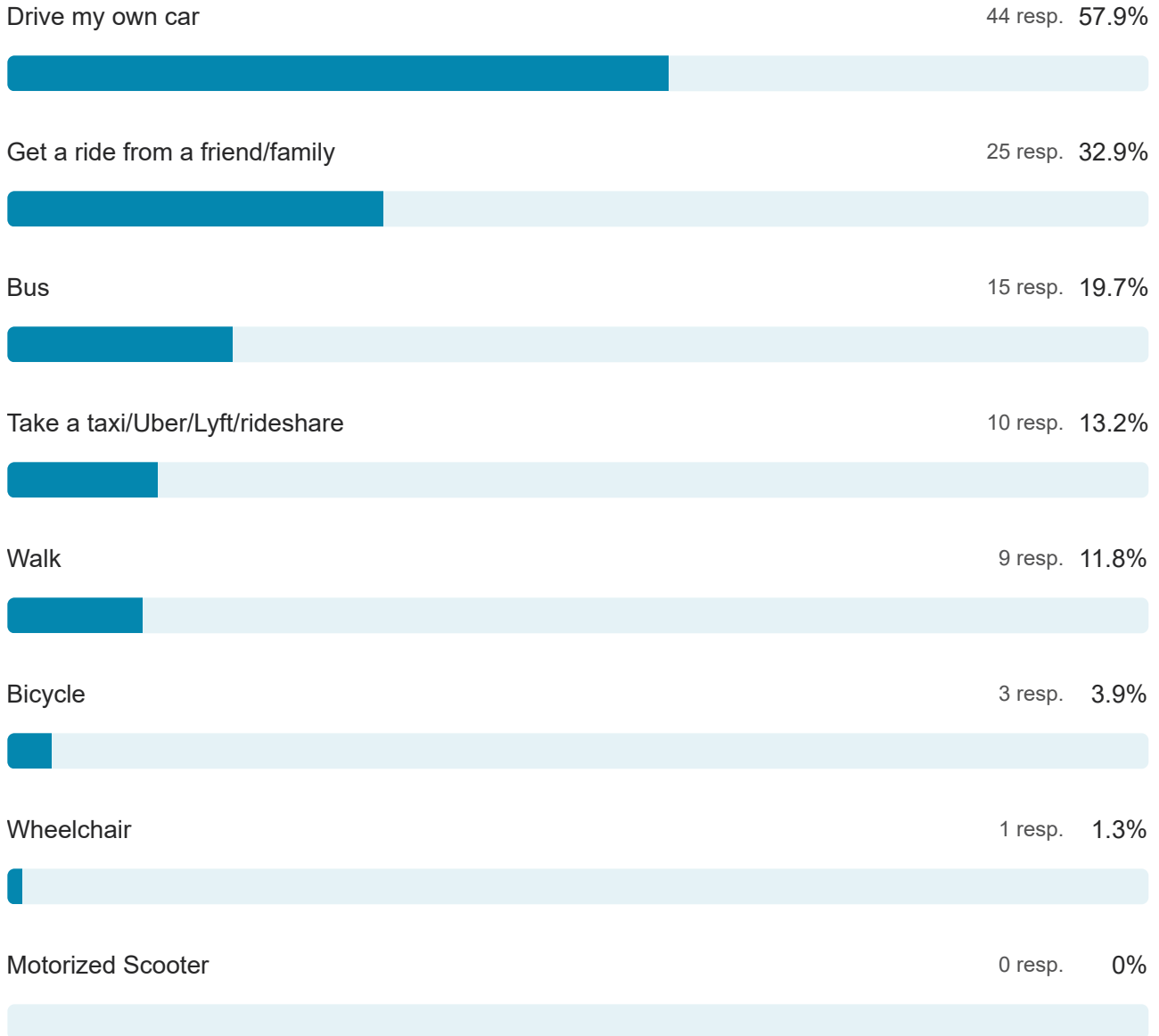
1.29 If employed, how do you typically get to work?

76 out of 76 answered



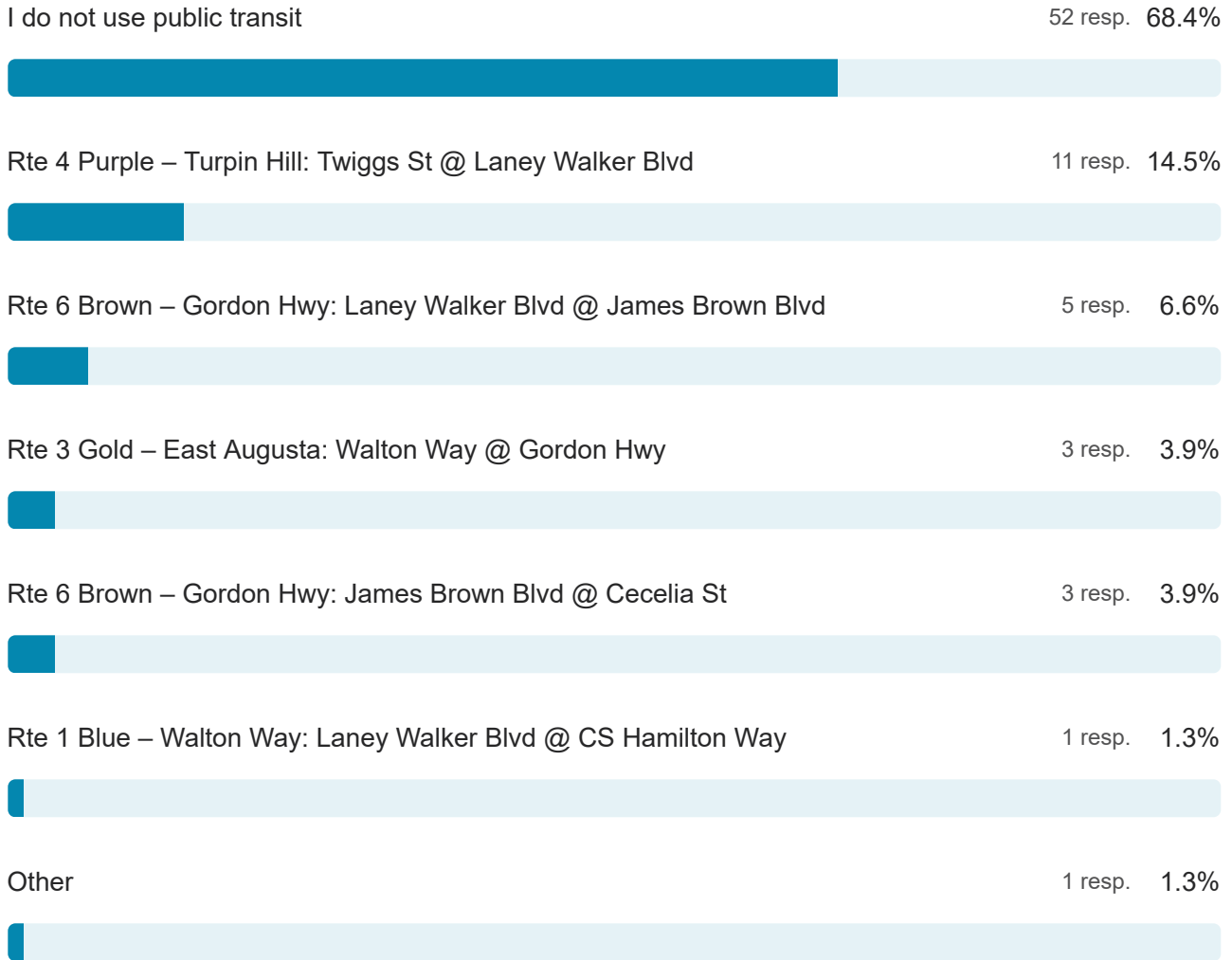
1.30 What form of transportation do you take most often?

76 out of 76 answered



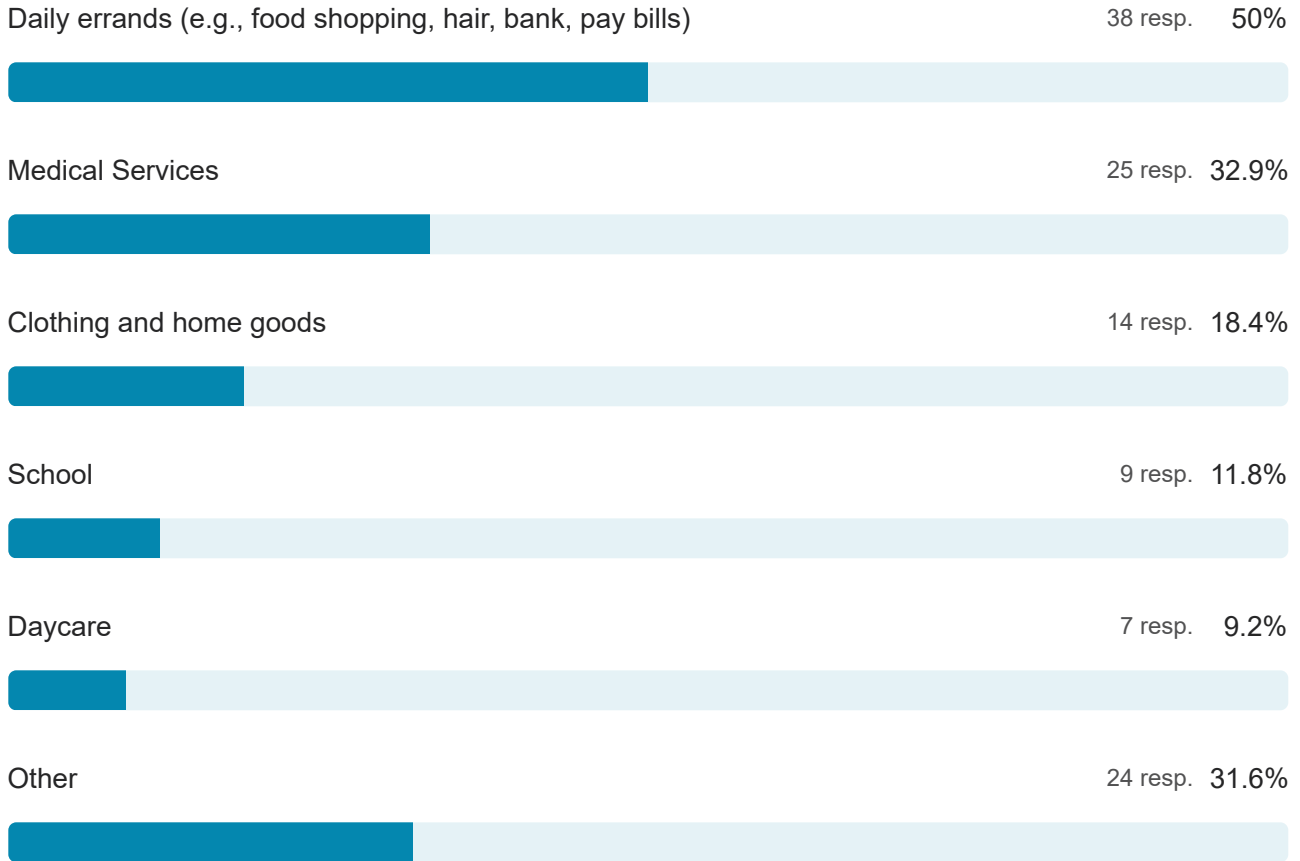
1.31 Which transit stop do you use most often? **(Choose one)**

76 out of 76 answered



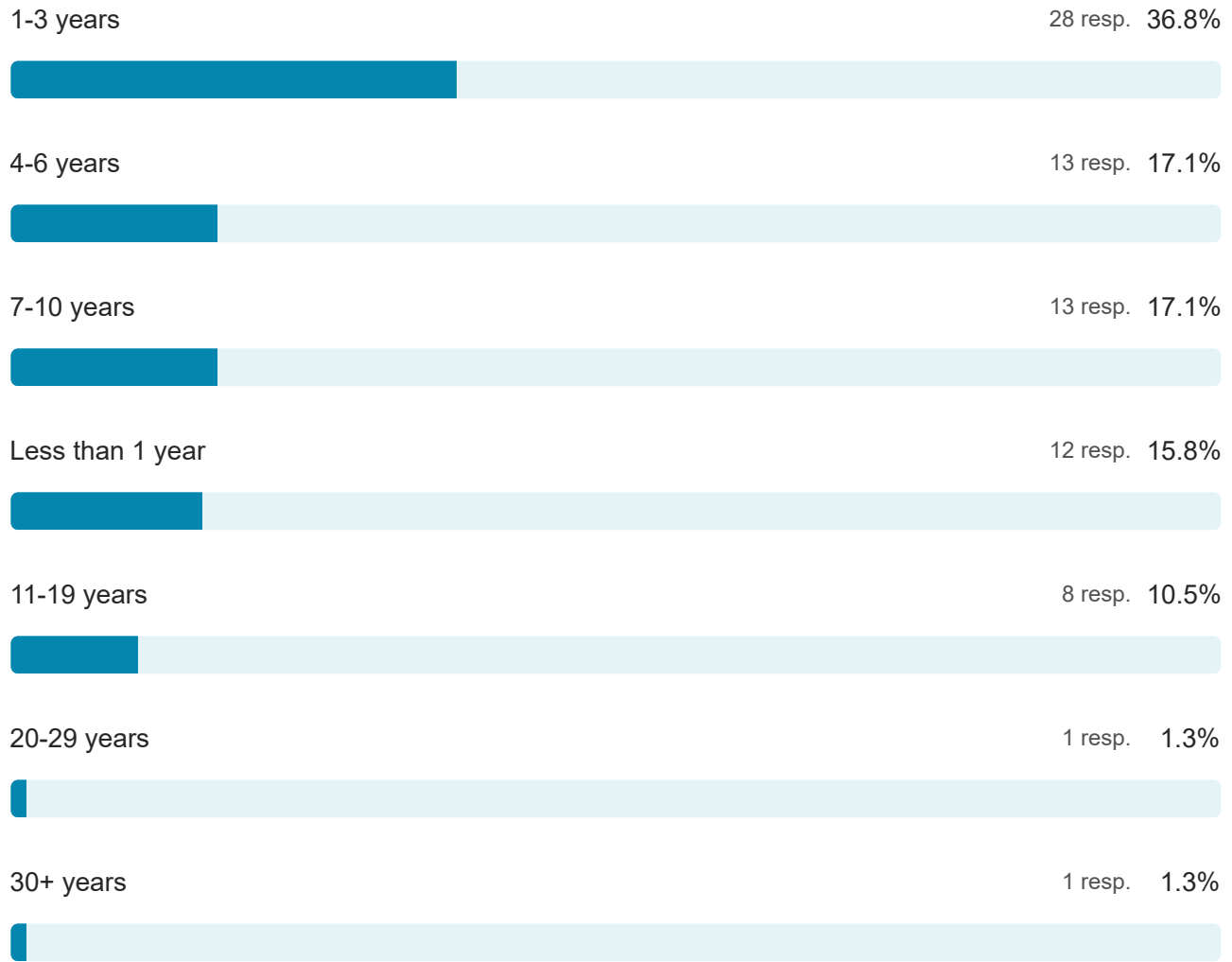
1.32 Where do you typically take public transit to?

76 out of 76 answered



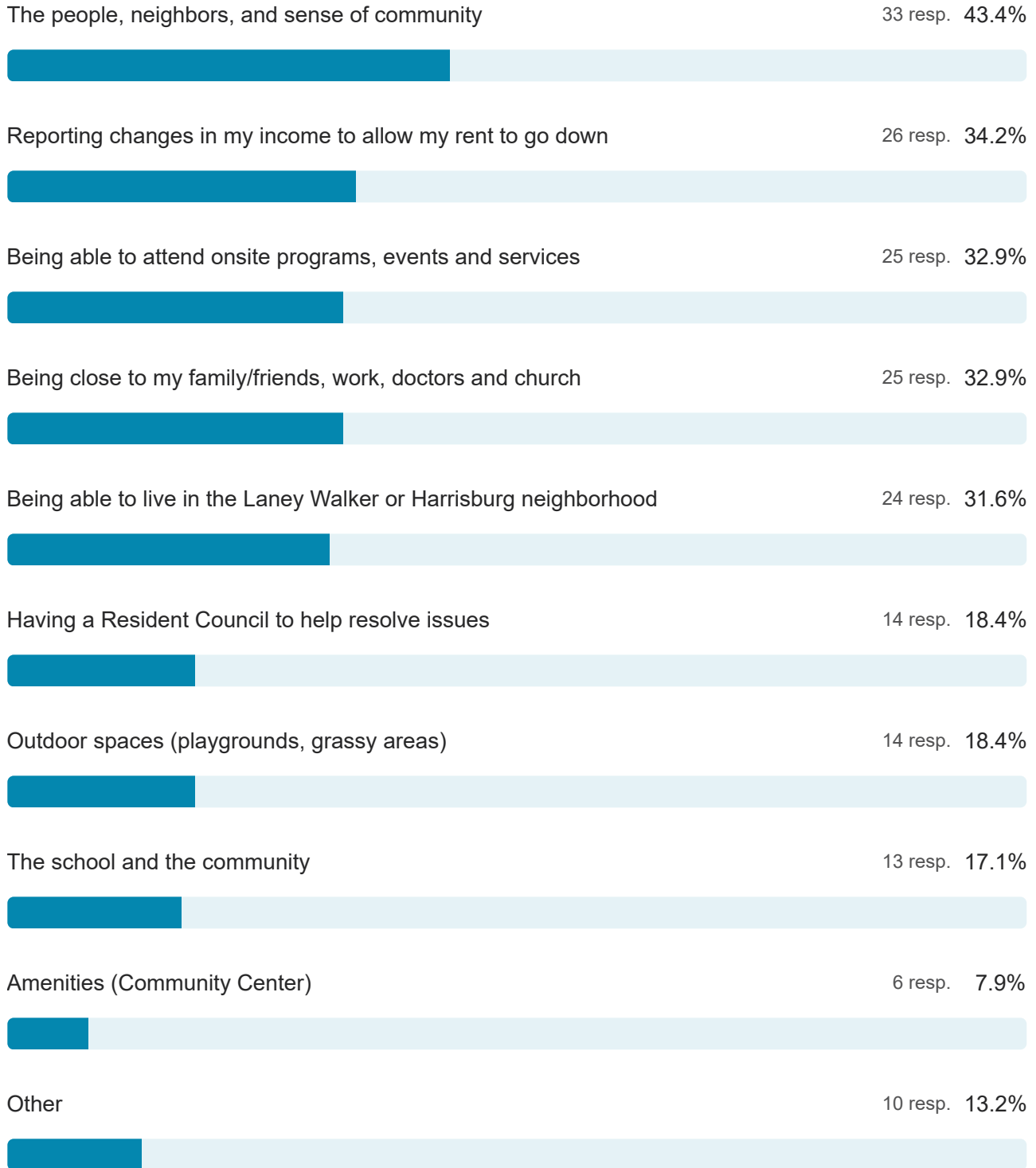
2.1 How long have you lived in Allen Homes?

76 out of 76 answered



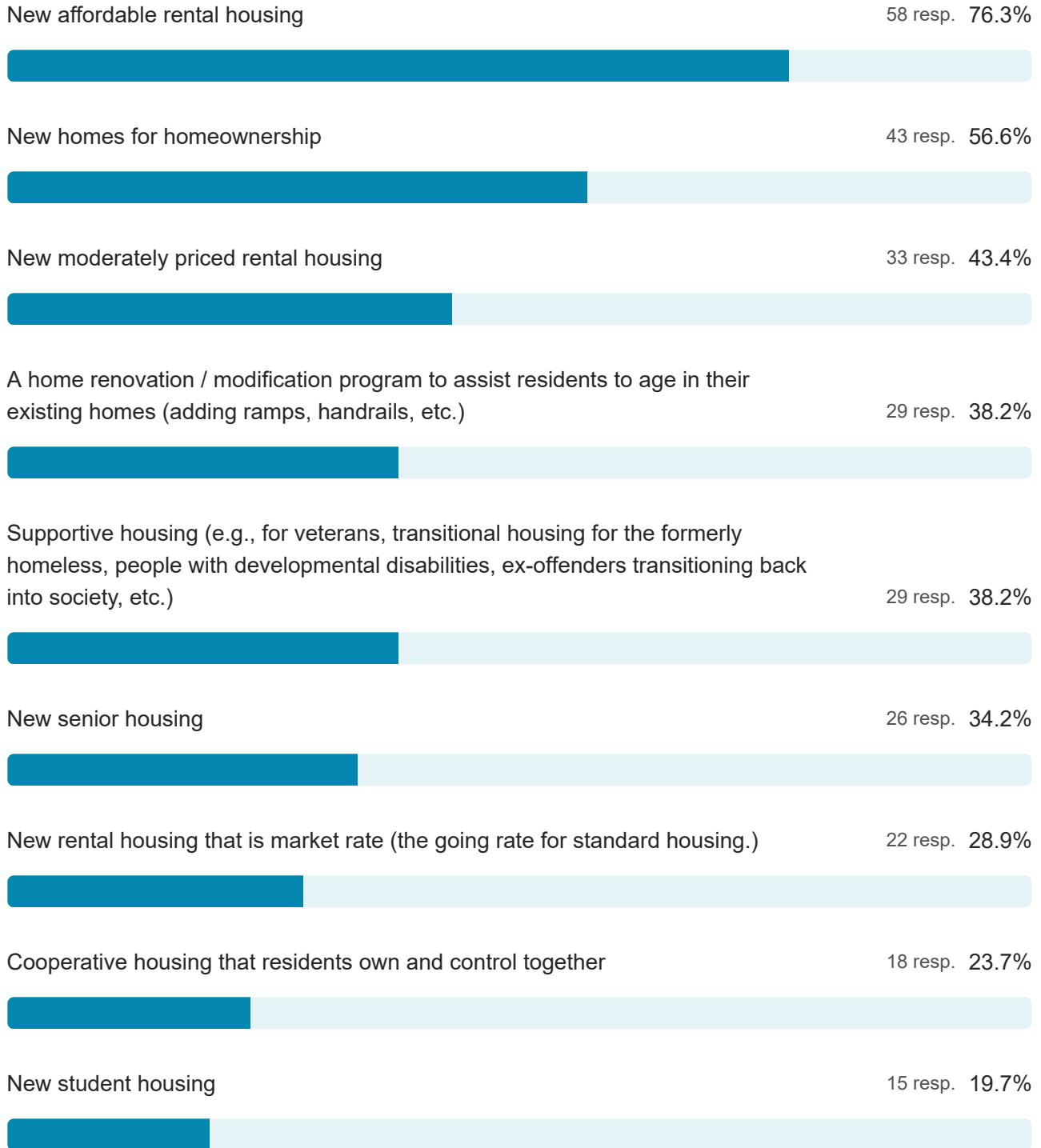
2.2 What do you like most about Allen Homes?

76 out of 76 answered



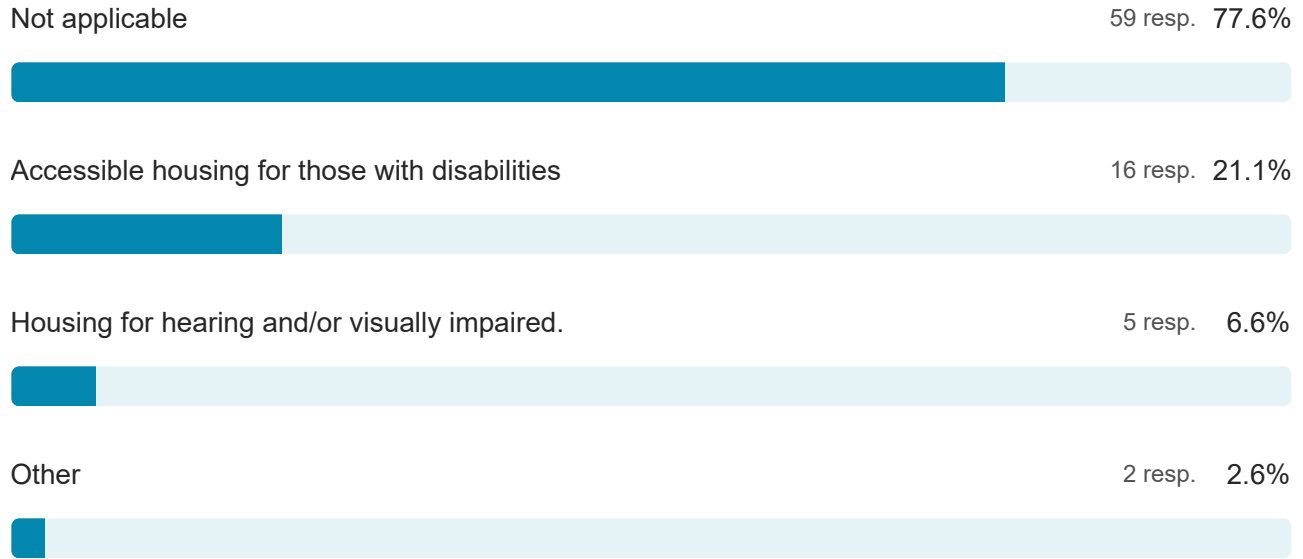
2.3 What type of housing do you feel is needed in the Choice neighborhood?
(Check all that apply)

76 out of 76 answered



2.4 Does your household have any special housing needs?

76 out of 76 answered



2.5 If we decide as a community that Allen Homes is not a good site for future housing, where would you like to relocate?

76 out of 76 answered


I would like to live in another part of Richmond County, outside of the Choice neighborhood boundary. 35 resp. 46.1%




I would like to live downtown within the Choice neighborhood boundary. 13 resp. 17.1%



I would like to live in the Laney-Walker neighborhood within the Choice neighborhood boundary. (See page 2 of this survey for the neighborhood boundary) 13 resp. 17.1%



I would like to move out of Richmond County. 11 resp. 14.5%



I would like to live in the Harrisburg neighborhood within the Choice neighborhood boundary. 4 resp. 5.3%



2.6 If we decide as a community that Allen Homes is not a good site for future housing, do you feel it is important that all residents of Allen Homes be relocated to a single development or is it ok if residents are relocated to a few smaller developments?

76 out of 76 answered

A few development sites would be ok. 44 resp. 57.9%

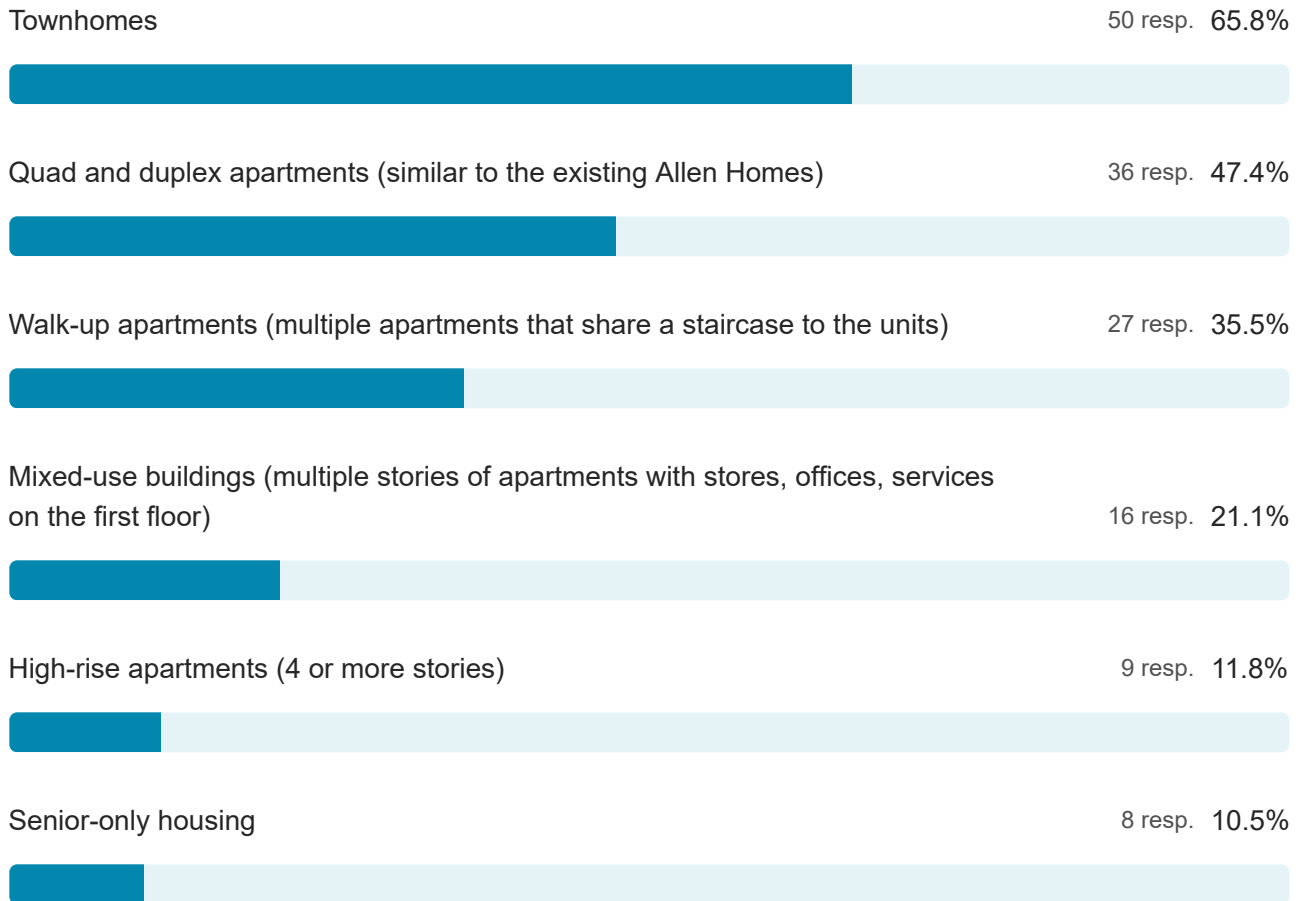


I prefer one development for all Allen Homes residents. 32 resp. 42.1%



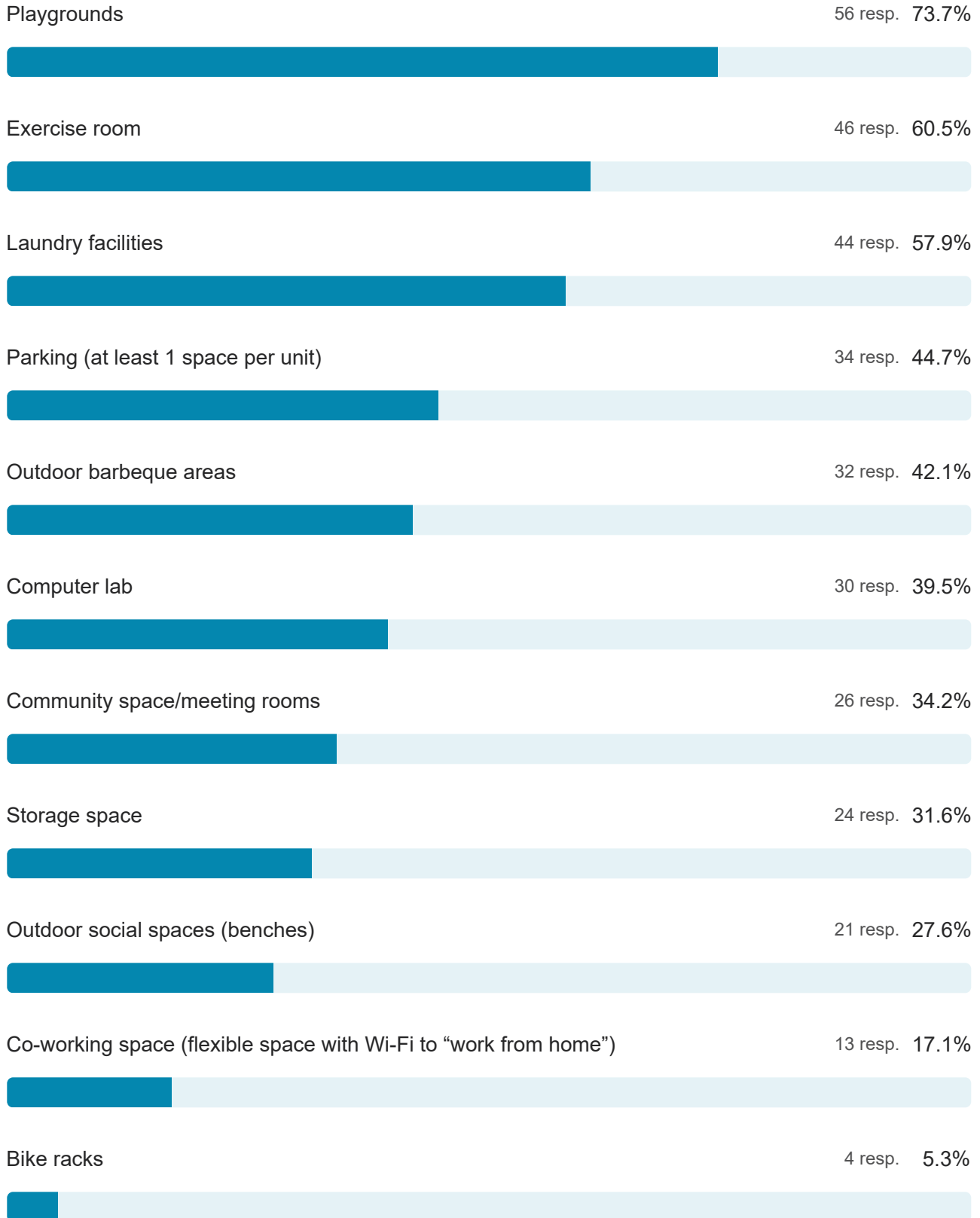
2.7 If we decide as a community that Allen Homes is not a good site for future housing, what style of housing do you feel is most suited to residents at Allen Homes? **(Choose all that apply)**

76 out of 76 answered



2.8 What amenities would be important to you and your family in any future development? **(Choose top 5)**

76 out of 76 answered



Other 2 resp. 2.6%



2.9 Are you interested in working toward buying a home in the next few years? *(If no, skip to next section.)*

76 out of 76 answered

Yes 54 resp. 71.1%

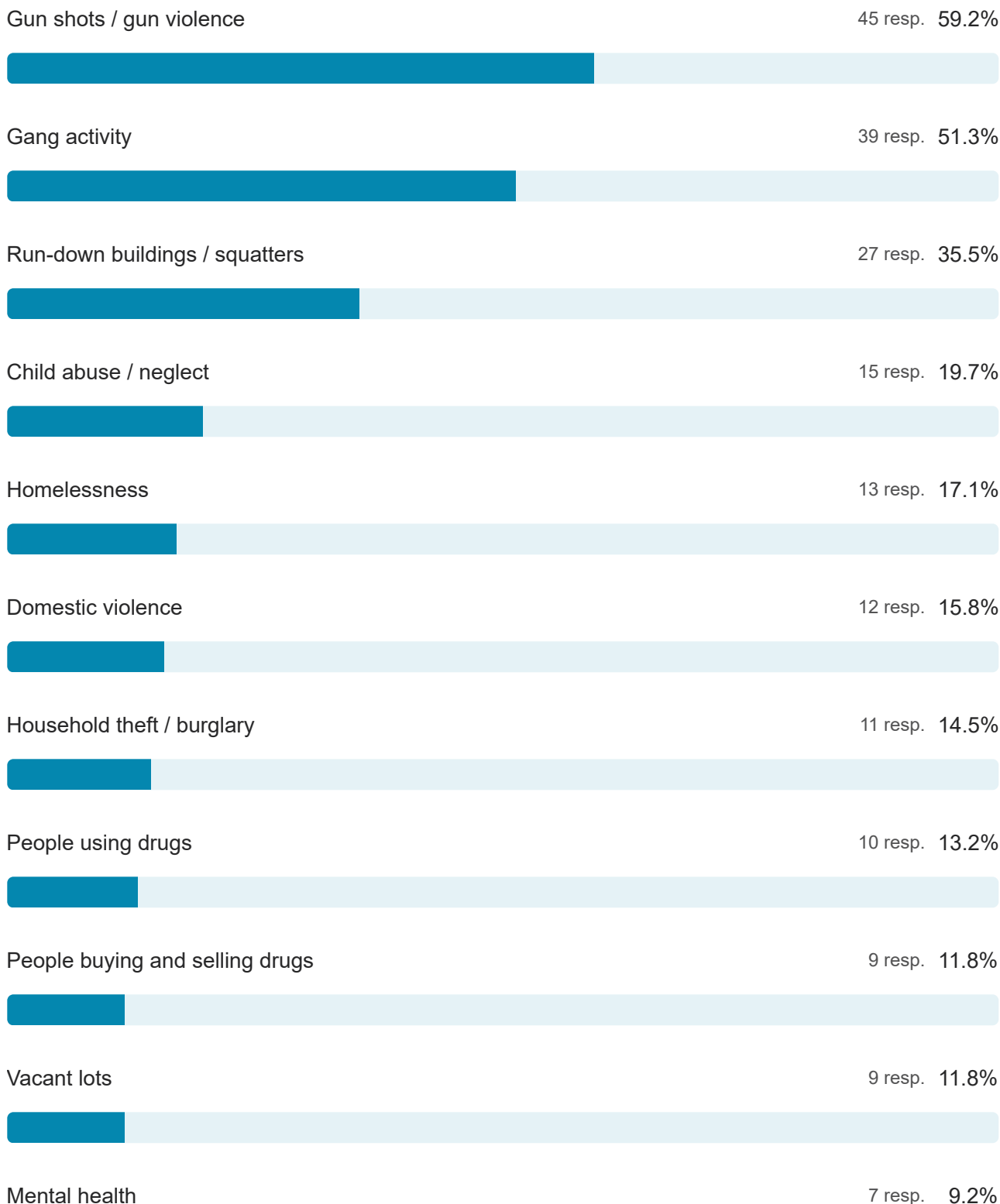


No 22 resp. 28.9%



3.1 In the Choice neighborhood, what would be the top three safety concerns for you and your family?
(Choose top 3)

76 out of 76 answered





Traffic safety 7 resp. 9.2%



Theft of personal property (cell phone, wallet, purse) 4 resp. 5.3%



Public drinking/drunkenness 3 resp. 3.9%

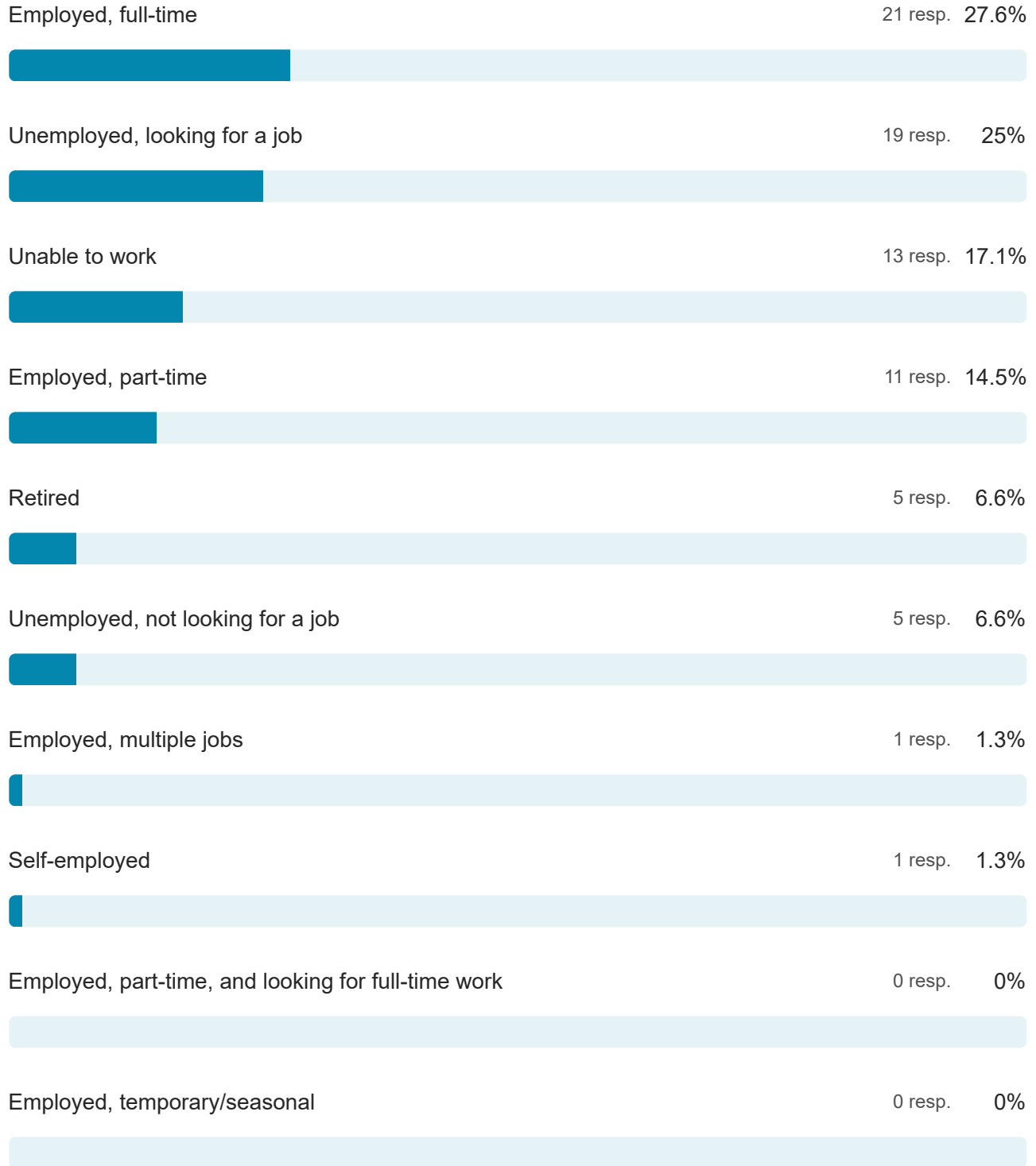


Other 3 resp. 3.9%



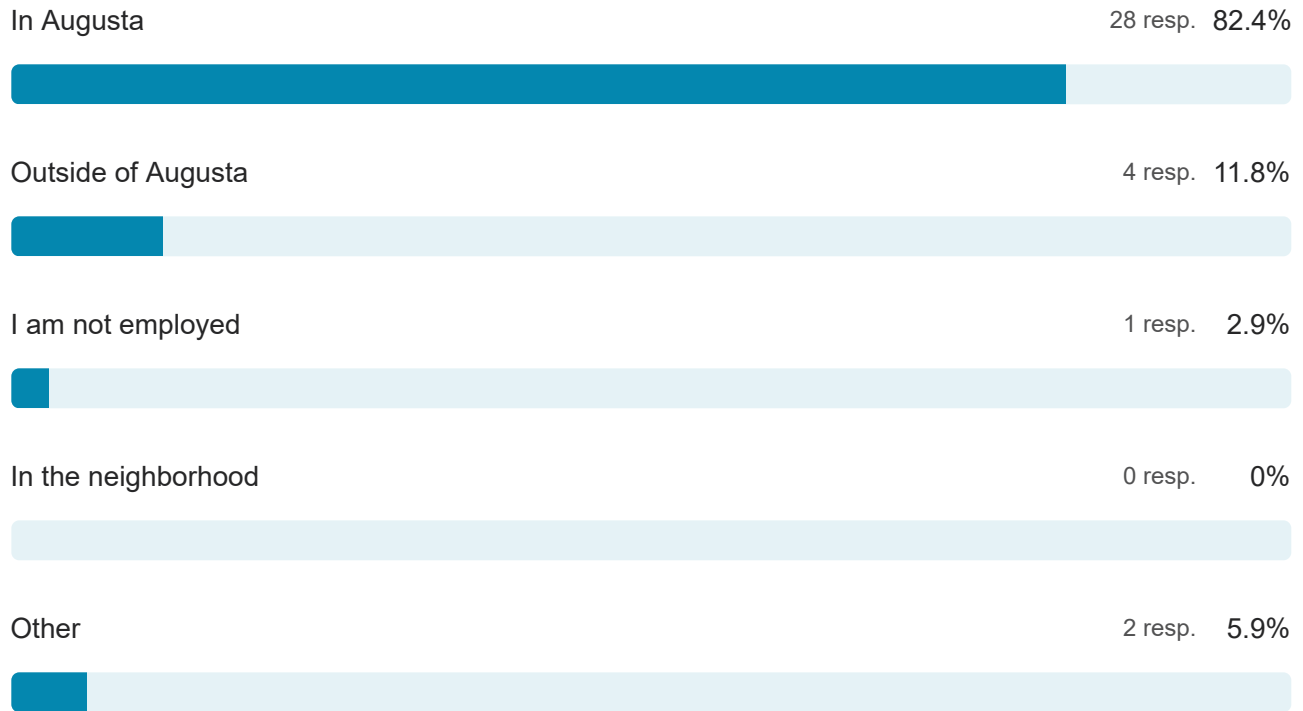
4.1 What is your current employment status? **(Choose one)**

76 out of 76 answered



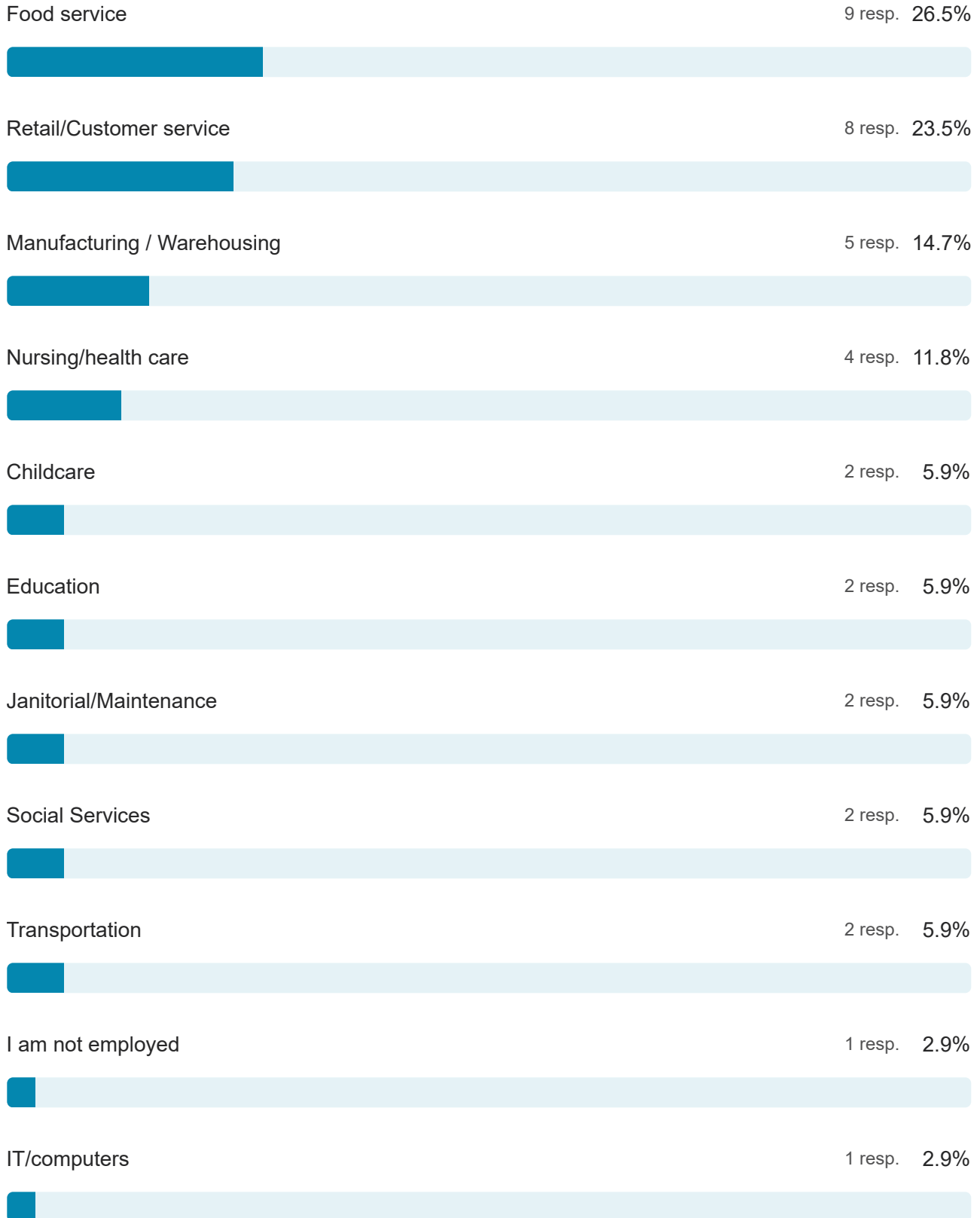
4.2 If employed, where do you work?

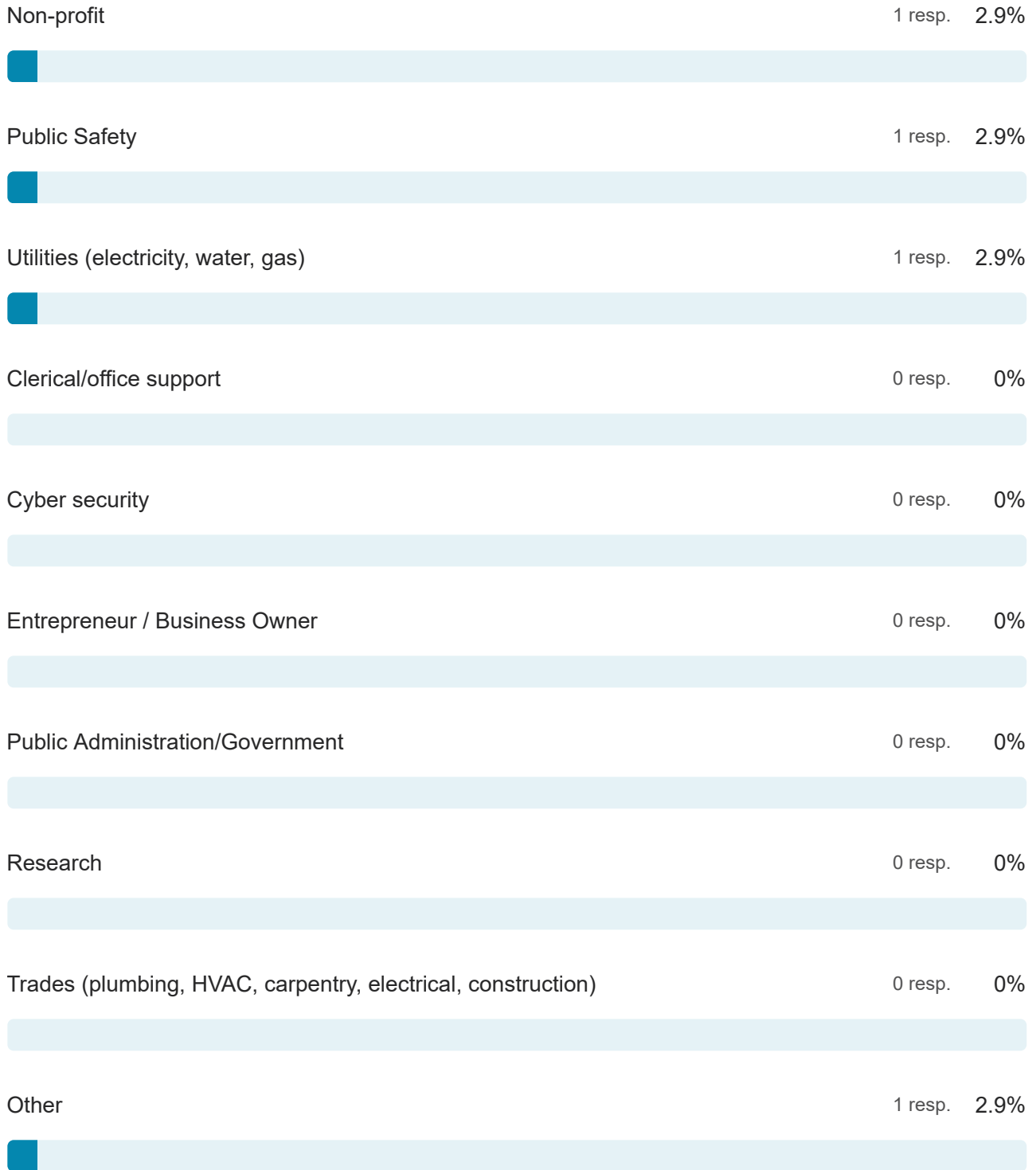
34 out of 76 answered



4.3 If employed, in what sector do you work? **(Choose all that apply)**

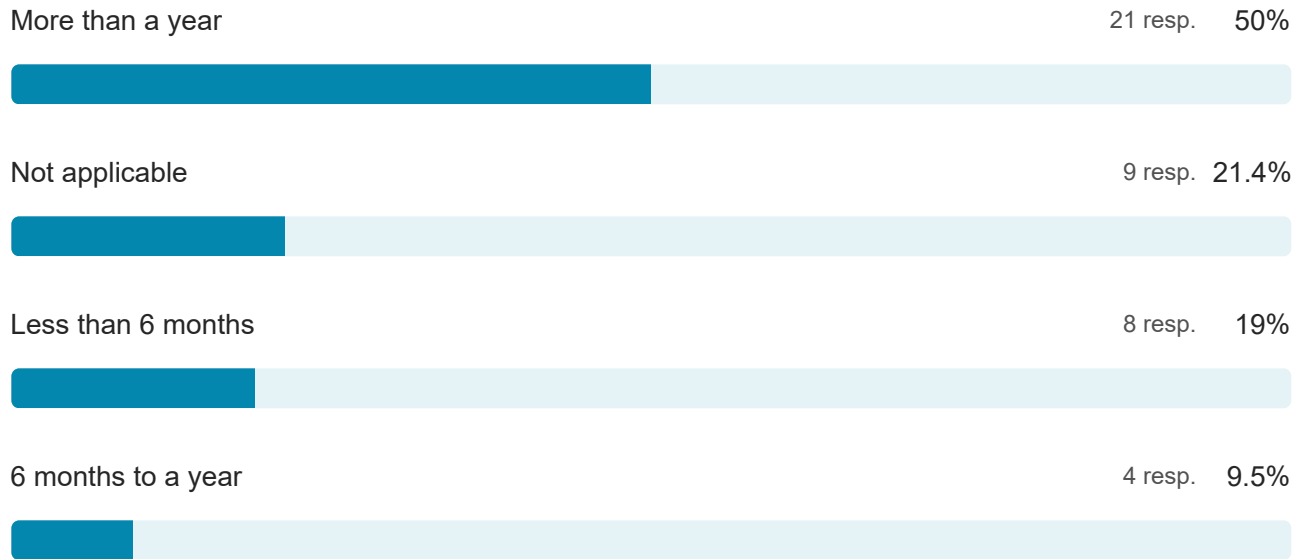
34 out of 76 answered





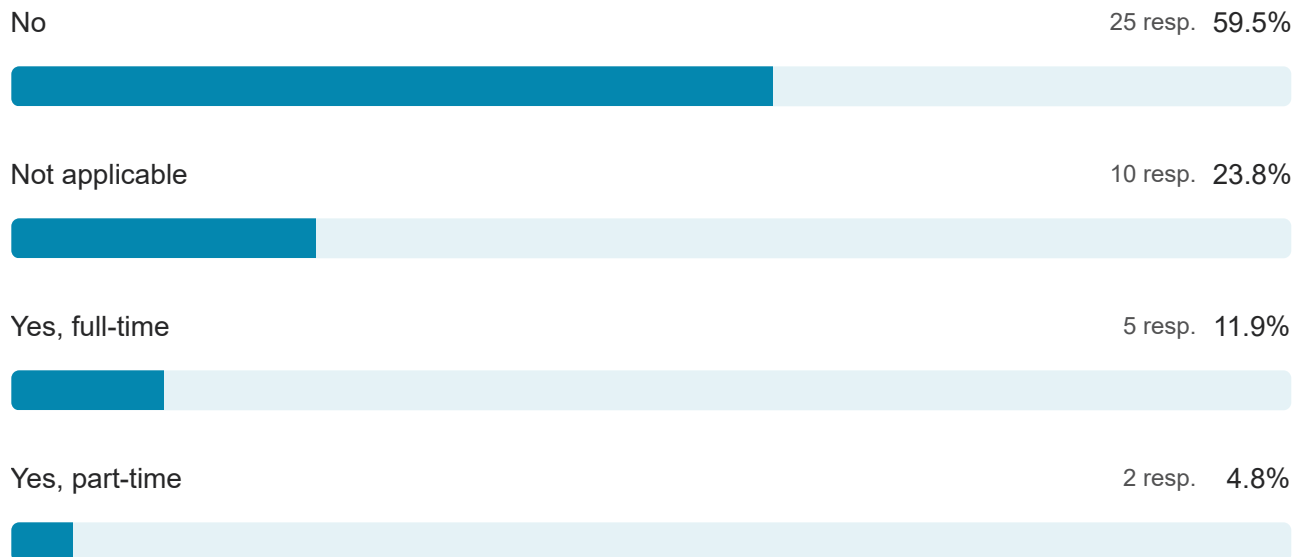
4.11 If you are unemployed, how long has it been since you had a job?

42 out of 76 answered



4.12 If unemployed, are you enrolled in school or a job training program?

42 out of 76 answered



4.13 Has the COVID pandemic affected your employment?

76 out of 76 answered

Yes 40 resp. 52.6%




No 36 resp. 47.4%



4.14 Goodwill Job Connection

76 out of 76 answered

I know of this program but I have not participated 31 resp. 40.8%



Yes 24 resp. 31.6%




I do not know about this program 21 resp. 27.6%





4.14 Goodwill Job Connection

24 out of 76 answered




4.15 Augusta Training Shop

76 out of 76 answered



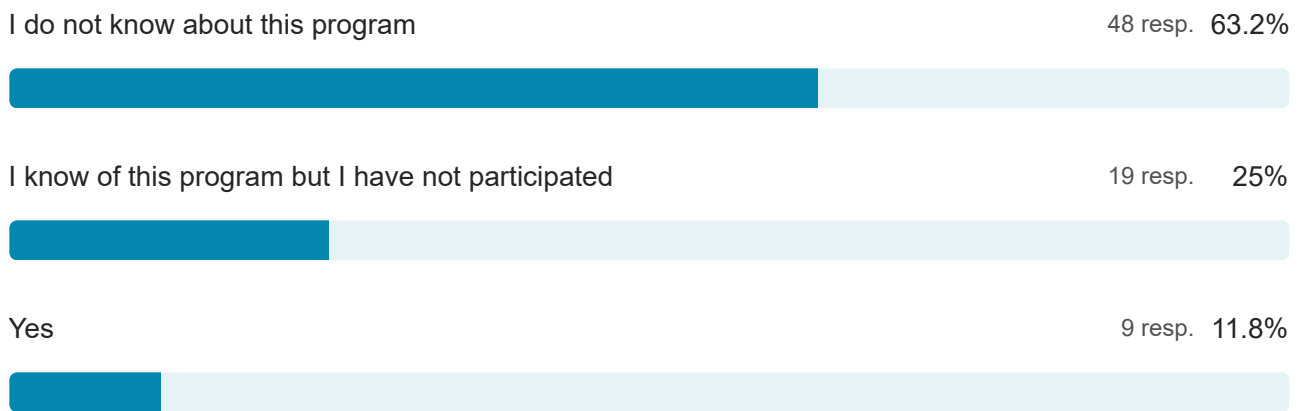
4.15 Augusta Training Shop

12 out of 76 answered



4.16 Job Training at Easterseals of East GA

76 out of 76 answered



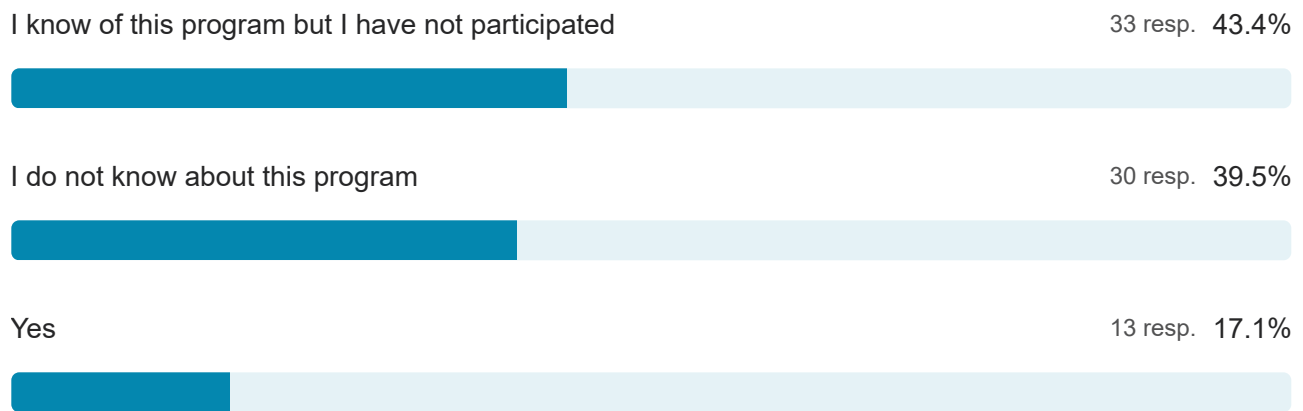
4.16 Job Training at Easterseals of East GA

9 out of 76 answered




4.17 Salvation Army Job Skills Training Classes

76 out of 76 answered



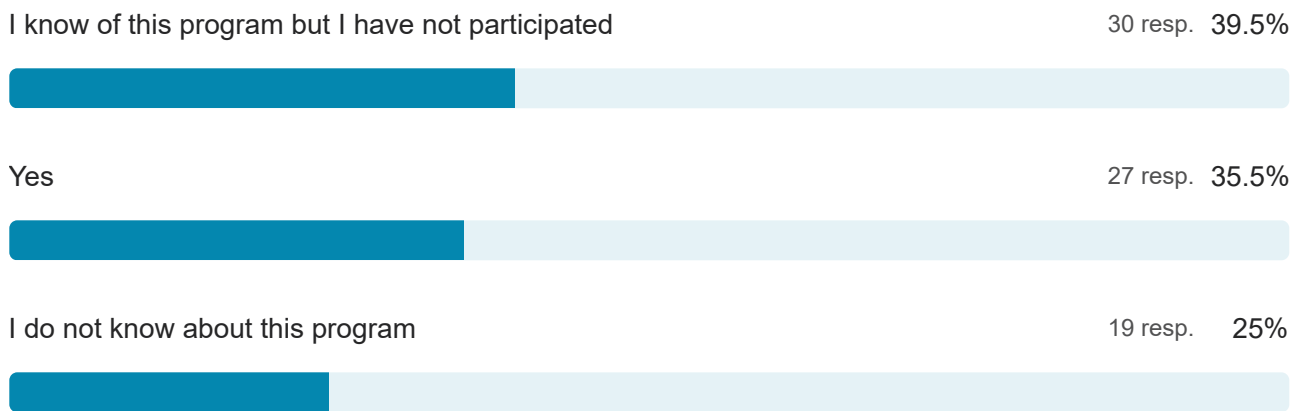
4.17 Salvation Army Job Skills Training Classes

13 out of 76 answered



4.18 Augusta Career Center (GA Dept. Labor)

76 out of 76 answered



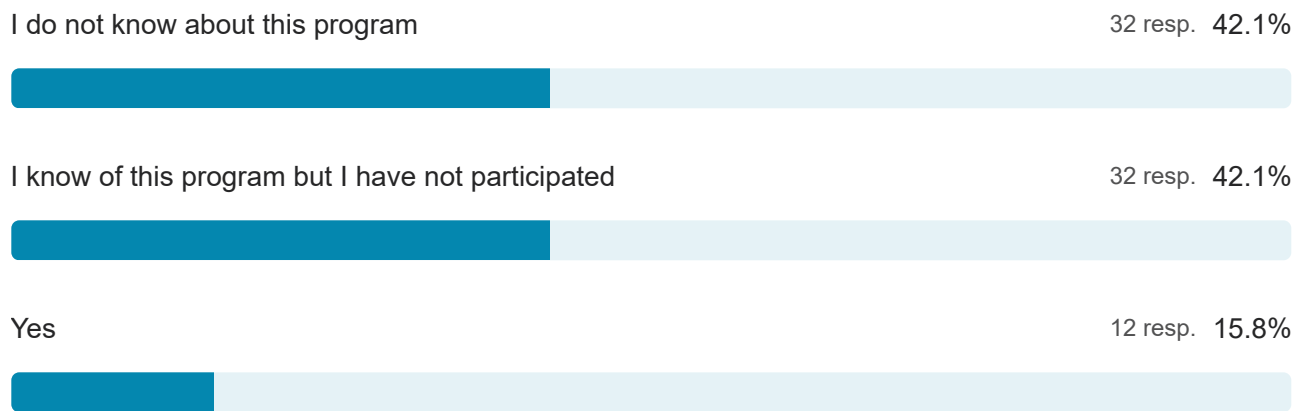
4.18 Augusta Career Center (GA Dept. Labor)

27 out of 76 answered




4.19 One-Stop Career Center (Augusta Tech)

76 out of 76 answered



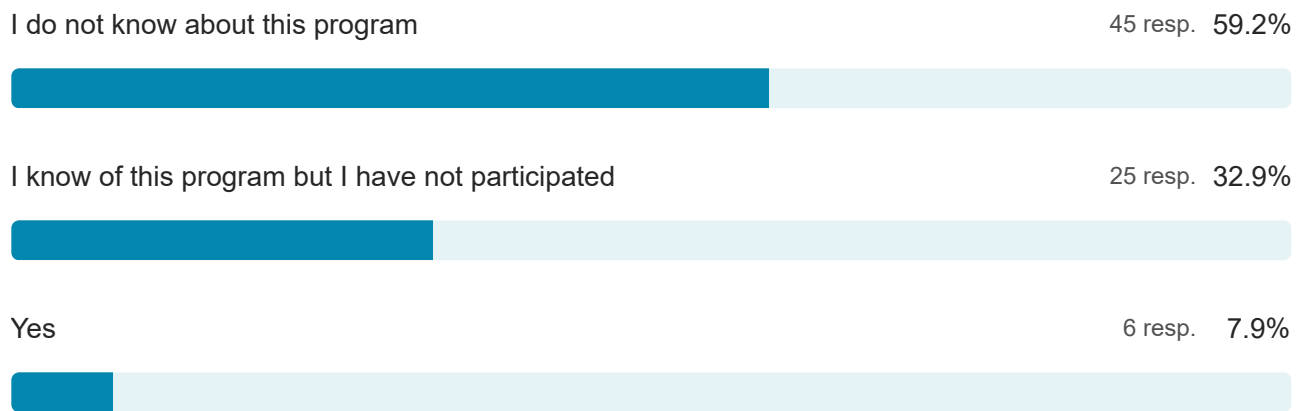
4.19 One-Stop Career Center (Augusta Tech)

12 out of 76 answered



4.20 Helms College

76 out of 76 answered



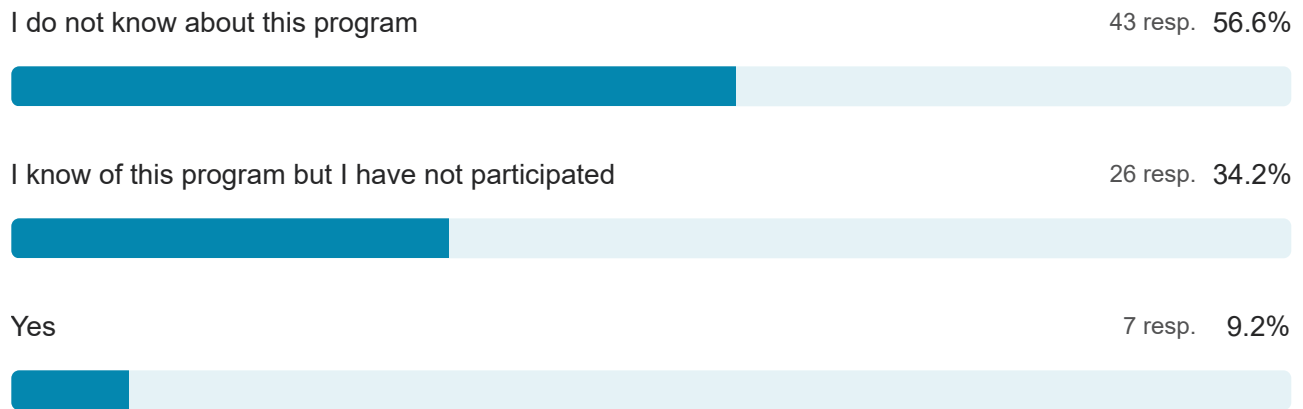
4.20 Helms College

6 out of 76 answered



4.21 Augusta University Career Services

76 out of 76 answered



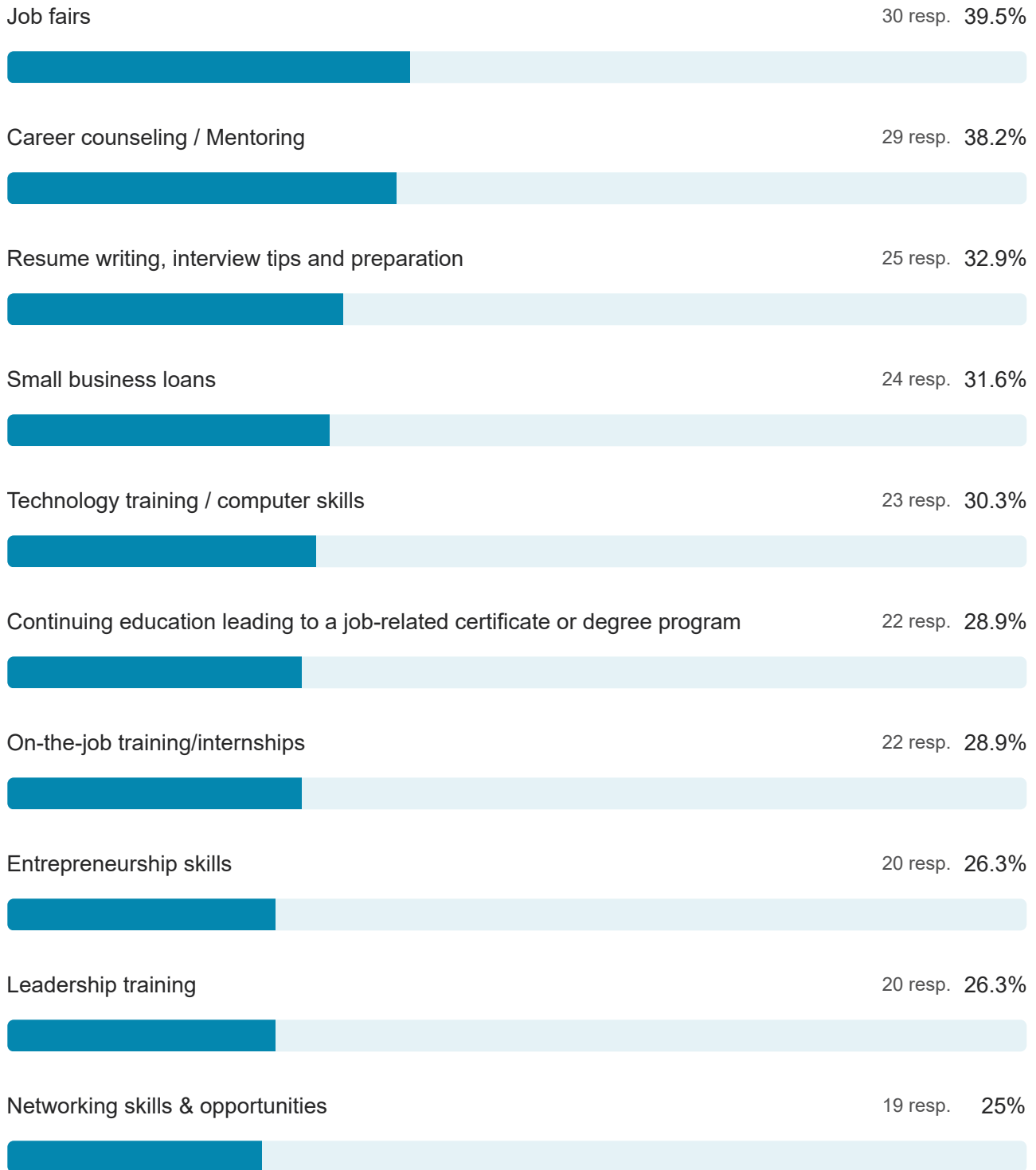
4.21 Augusta University Career Services

7 out of 76 answered



4.22 Would any of the following types of programs be helpful to you to advance your career, start a new career, or enhance your personal skills and quality of life? **(Check all that apply)**

76 out of 76 answered



Completing your high school degree through a GED / high school equivalency program on site at Allen Homes

17 resp. 22.4%

Program on site at Allen Homes



Literacy training

7 resp. 9.2%



English as a second language classes

6 resp. 7.9%



Re-entry assistance

6 resp. 7.9%



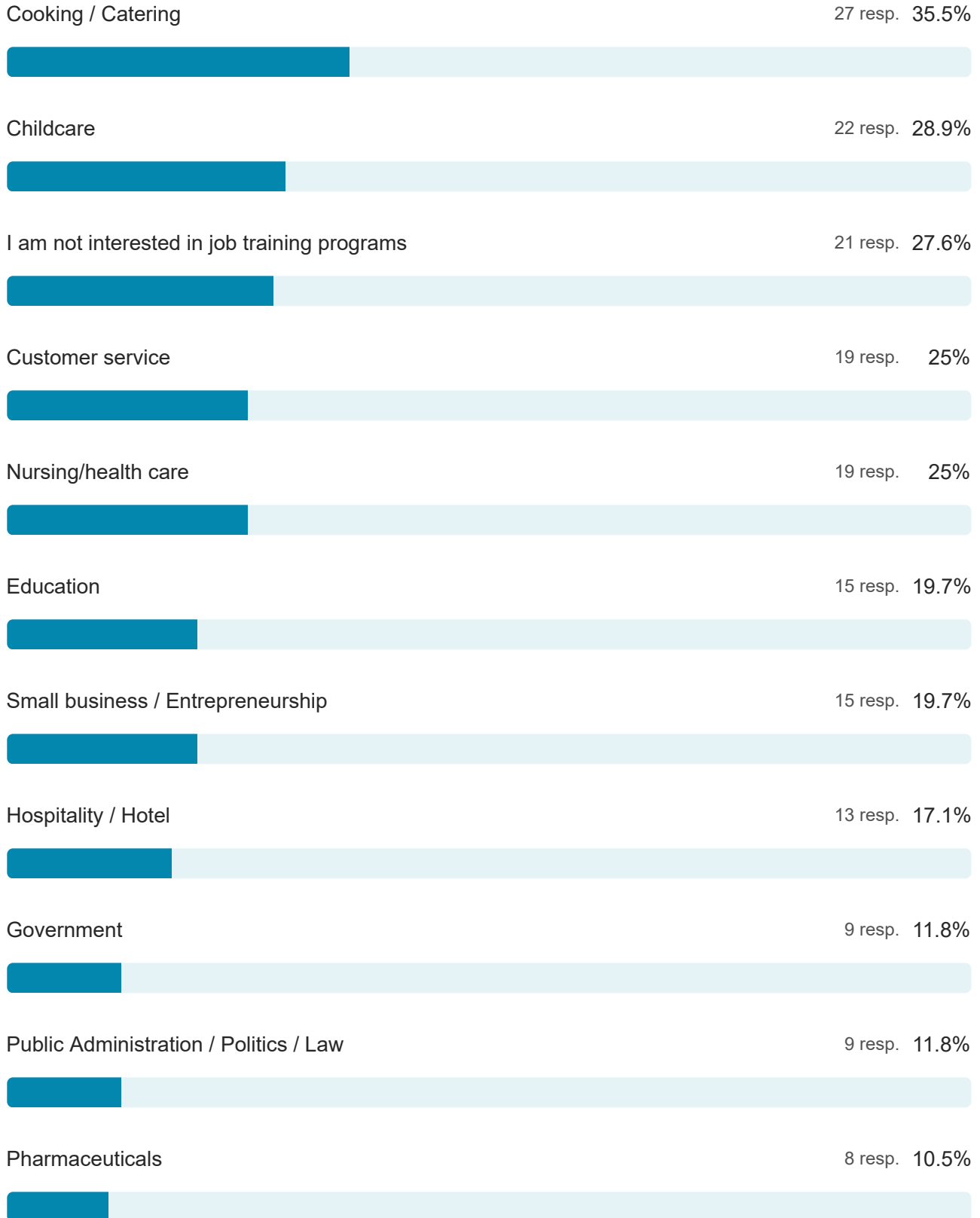
Other

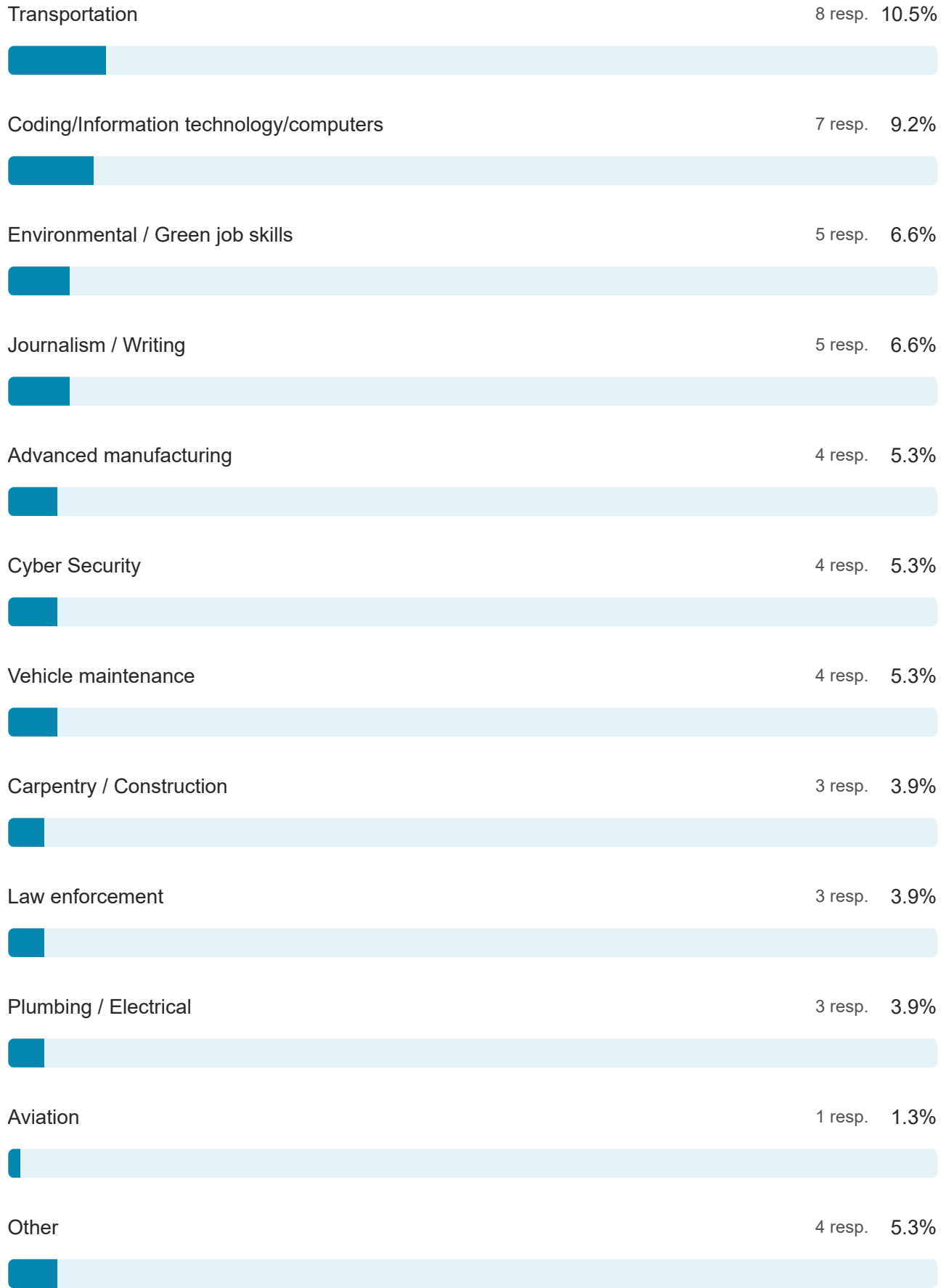
11 resp. 14.5%



4.23 Which of the following job training programs would interest you? **(Check all that apply)**

76 out of 76 answered





4.24 What do you feel are some of the reasons that people in the neighborhood struggle to get a job or keep a job?

76 out of 76 answered

Not enough transportation options to get to jobs 45 resp. 59.2%



Difficulty finding available jobs 39 resp. 51.3%



Overcoming criminal history and background checks 38 resp. 50%



Finding quality or affordable childcare 37 resp. 48.7%



Lacking the skills needed for available jobs 36 resp. 47.4%



Mental health challenges such as (but not limited to) PTSD/trauma, depression, anxiety 29 resp. 38.2%



Not enough education for available jobs 29 resp. 38.2%



Having a handicap or disability or caring for someone with a disability 16 resp. 21.1%



Difficulty reading 15 resp. 19.7%



Difficulty writing/speaking English fluently 12 resp. 15.8%



Legal issues (such as citizenship) 10 resp. 13.2%

18 resp. 18.2%

Legal issues (such as citizenship)



Other

5 resp. 6.6%



4.25 First-Time Homebuyers Workshops

76 out of 76 answered

I do not know about this program

48 resp. 63.2%




I know of this program but I have not participated

21 resp. 27.6%




Yes

7 resp. 9.2%



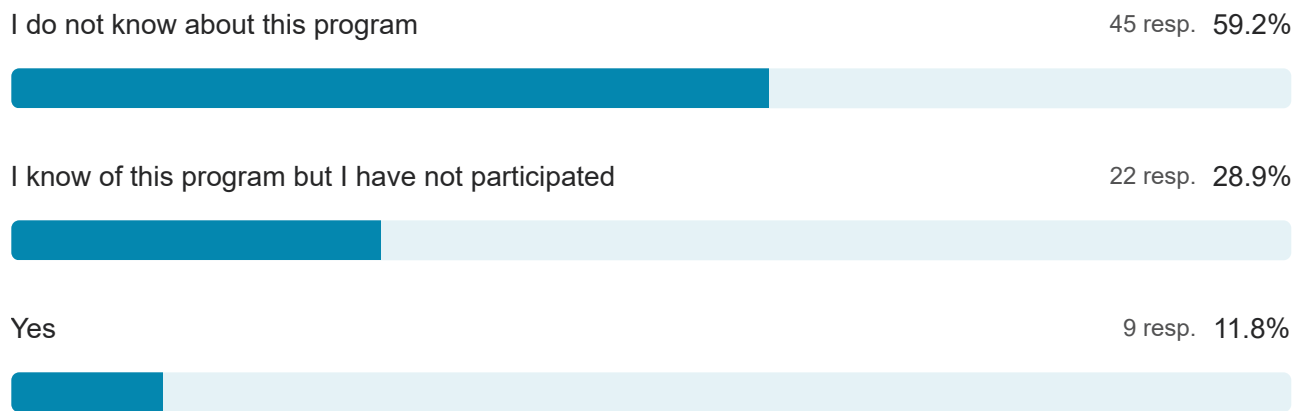
4.25 First-Time Homebuyers Workshops

7 out of 76 answered



4.26 Credit Repair/Budgeting Workshop

76 out of 76 answered



4.26 Credit Repair/Budgeting Workshop

9 out of 76 answered

Good 9 resp. 100%



OK 0 resp. 0%



Poor 0 resp. 0%



4.27 Augusta Technical College: Adult GED Program

76 out of 76 answered

I know of this program but I have not participated 32 resp. 42.1%



I do not know about this program 25 resp. 32.9%




Yes 19 resp. 25%



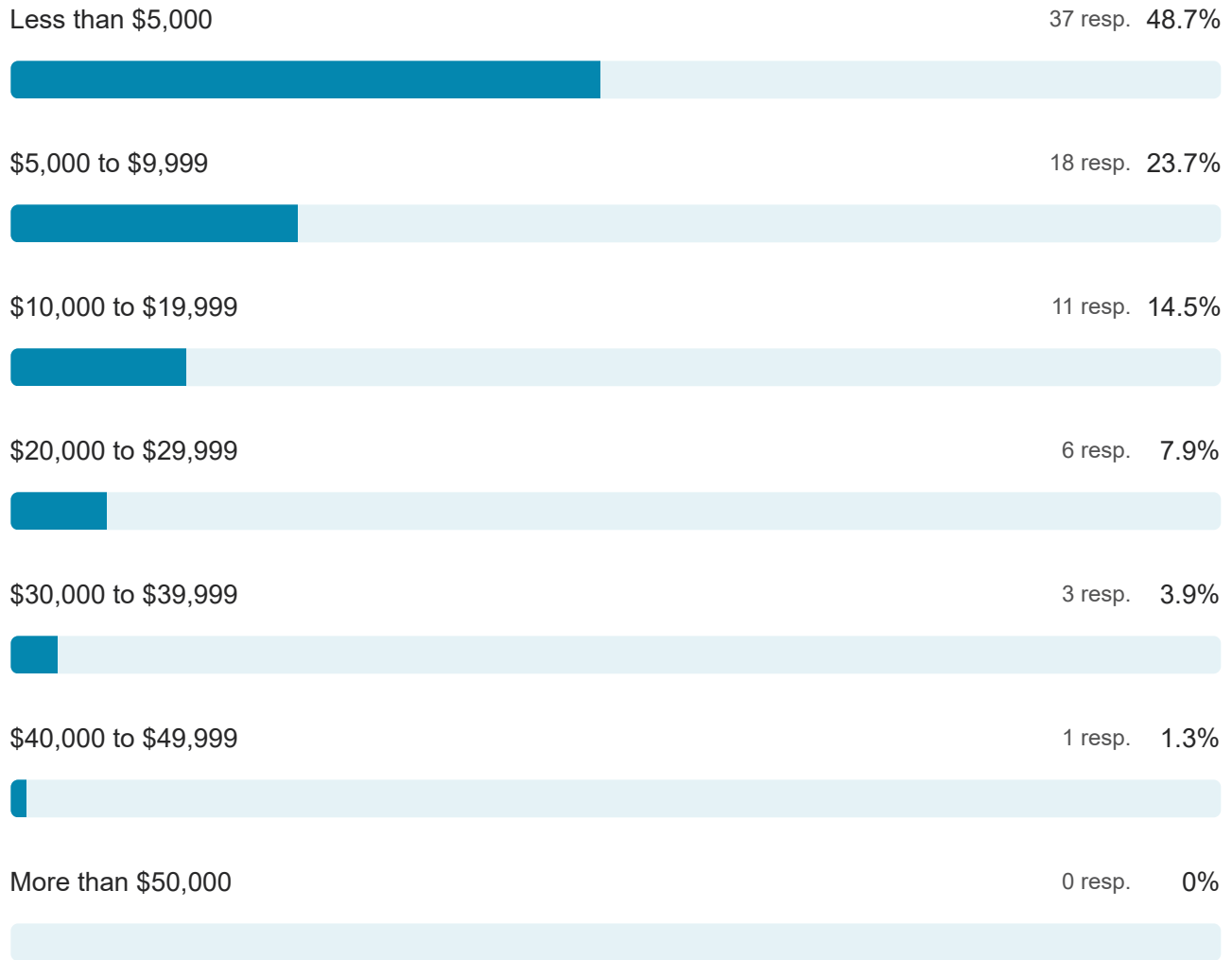
4.27 Augusta Technical College: Adult GED Program

19 out of 76 answered



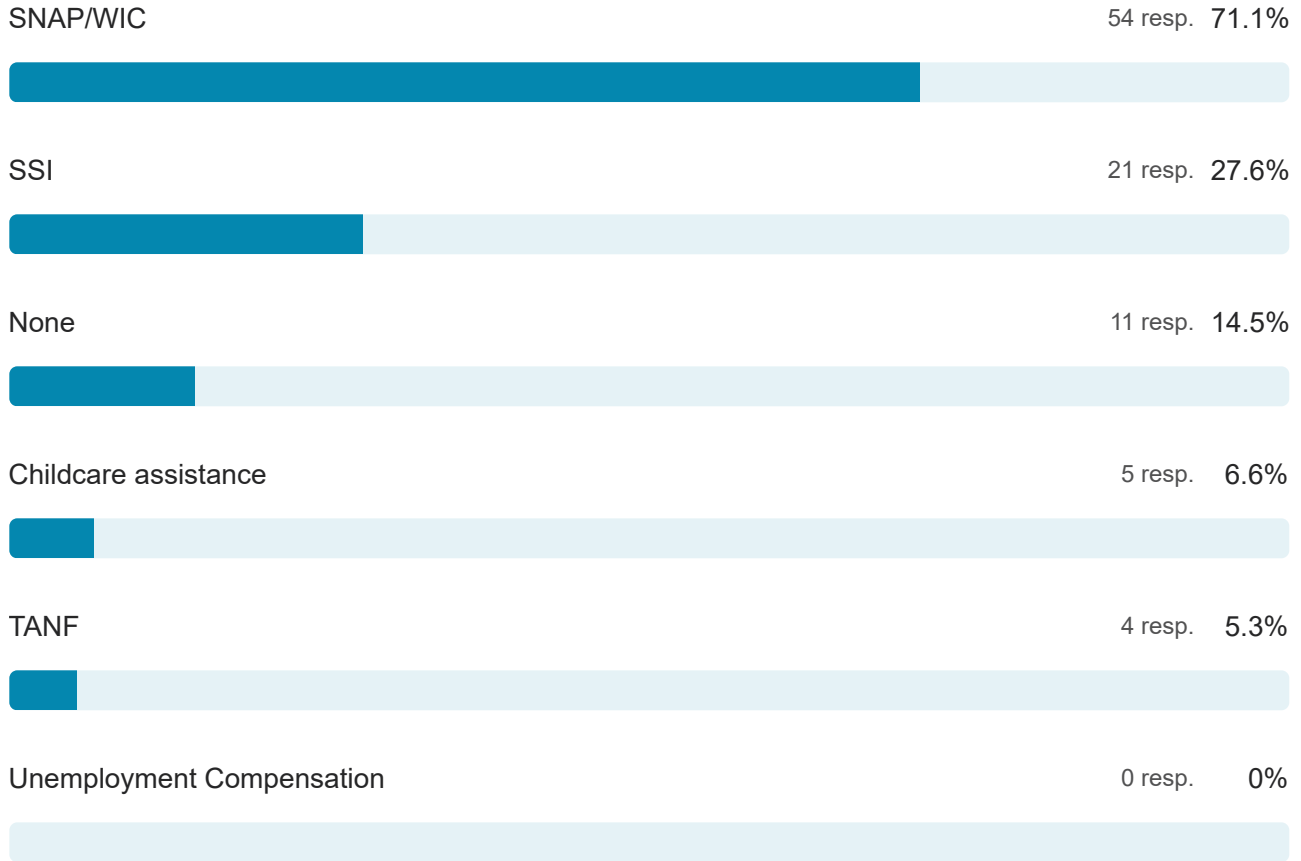
4.28 What was your household income last year?

76 out of 76 answered



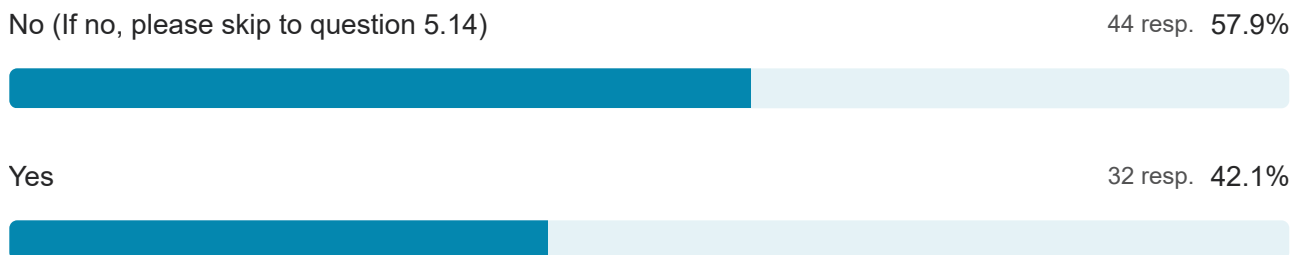
4.29 Do you receive any of the following public benefits? (**Check all that apply**)

76 out of 76 answered



5.1 Do any children under age 5 live in your household?

76 out of 76 answered



5.2 CSRA EOA Head Start (Pathway Head Start Center, Floyd Laney Walker, WS Hornsby)

32 out of 76 answered

No, my child is not enrolled 20 resp. 62.5%



Yes, my child is enrolled 12 resp. 37.5%



5.2 CSRA EOA Head Start (Pathway Head Start Center, Floyd Laney Walker, WS Hornsby)

12 out of 76 answered

Good 7 resp. 58.3%



OK 4 resp. 33.3%



Poor 1 resp. 8.3%




5.3 Big Blue Marble Academy

32 out of 76 answered

No, My child is not enrolled 27 resp. 84.4%



Yes, my child is enrolled 5 resp. 15.6%



5.3 Big Blue Marble Academy

5 out of 76 answered

OK 2 resp. 40%



Poor 2 resp. 40%



Good 1 resp. 20%




5.4 YMCA Child Development Academy

32 out of 76 answered

No, My child is not enrolled 31 resp. 96.9%



Yes, my child is enrolled 1 resp. 3.1%



5.4 YMCA Child Development Academy

1 out of 76 answered

OK 1 resp. 100%



Good 0 resp. 0%



Poor 0 resp. 0%




5.5 Silas X Floyd School (Head Start)

32 out of 76 answered

No, My child is not enrolled 27 resp. 84.4%



Yes, my child is enrolled 5 resp. 15.6%



5.5 Silas X Floyd School (Head Start)

5 out of 76 answered


Good 4 resp. 80%



OK 1 resp. 20%



Poor 0 resp. 0%



5.6 Tabernacle Child Development Center

31 out of 76 answered

No, My child is not enrolled 30 resp. 96.8%



Yes, my child is enrolled 1 resp. 3.2%



5.6 Tabernacle Child Development Center

2 out of 76 answered

Good 1 resp. 50%



OK 1 resp. 50%



Poor 0 resp. 0%



5.7 Heritage Early Learning Academy

32 out of 76 answered

No, My child is not enrolled

32 resp. 100%



Yes, my child is enrolled

0 resp. 0%



5.7 Heritage Early Learning Academy

0 out of 76 answered

Nobody answered this question yet

5.8 Westabou Montessori School

32 out of 76 answered

No, My child is not enrolled 31 resp. 96.9%



Yes, my child is enrolled 1 resp. 3.1%



5.8 Westabou Montessori School

1 out of 76 answered

OK 1 resp. 100%



Good 0 resp. 0%



Poor 0 resp. 0%




5.9 Other Licensed Pre-K or Early Childhood Learning program

32 out of 76 answered

No, My child is not enrolled 28 resp. 87.5%



Yes, my child is enrolled 4 resp. 12.5%




5.9 Other Licensed Pre-K or Early Childhood Learning program

4 out of 76 answered


Good 4 resp. 100%



OK 0 resp. 0%



Poor 0 resp. 0%



5.10 Licensed formal childcare or daycare program

32 out of 76 answered

No, My child is not enrolled 27 resp. 84.4%



Yes, my child is enrolled 5 resp. 15.6%




5.10 Licensed formal childcare or daycare program

5 out of 76 answered


Good 5 resp. 100%



OK 0 resp. 0%



Poor 0 resp. 0%



5.11 Unlicensed formal childcare or daycare program

32 out of 76 answered


No, My child is not enrolled

32 resp. 100%



Yes, my child is enrolled

0 resp. 0%



5.11 Unlicensed formal childcare or daycare program

0 out of 76 answered

Nobody answered this question yet

5.12 Informal care (family members, neighbors, family friends, informal playgroups)

32 out of 76 answered

No, My child is not enrolled 26 resp. 81.2%



Yes, my child is enrolled 6 resp. 18.8%



5.12 Informal care (family members, neighbors, family friends, informal playgroups)

6 out of 76 answered

Good 4 resp. 66.7%



OK 2 resp. 33.3%



Poor 0 resp. 0%



5.13 If the children under age 5 do not attend an early childhood learning program or pre-school program, what are some of the reasons that they don't participate? **(Check all that apply.)**

24 out of 76 answered

Openings – none of the programs I tried had spaces available. 11 resp. 45.8%



Cost – I can't find an affordable program that fits my needs. 9 resp. 37.5%



Scheduling conflicts – the drop-off/pick-up times don't work with my schedule. 9 resp. 37.5%



Location – the programs are too far away or too hard to get to. 7 resp. 29.2%



Quality - I can't find a safe, quality pre-school program. 7 resp. 29.2%



Other 3 resp. 12.5%




5.14 Do any children ages 5 to 19 live in your household?

76 out of 76 answered

No (If no, please skip to Section 6) 40 resp. 52.6%

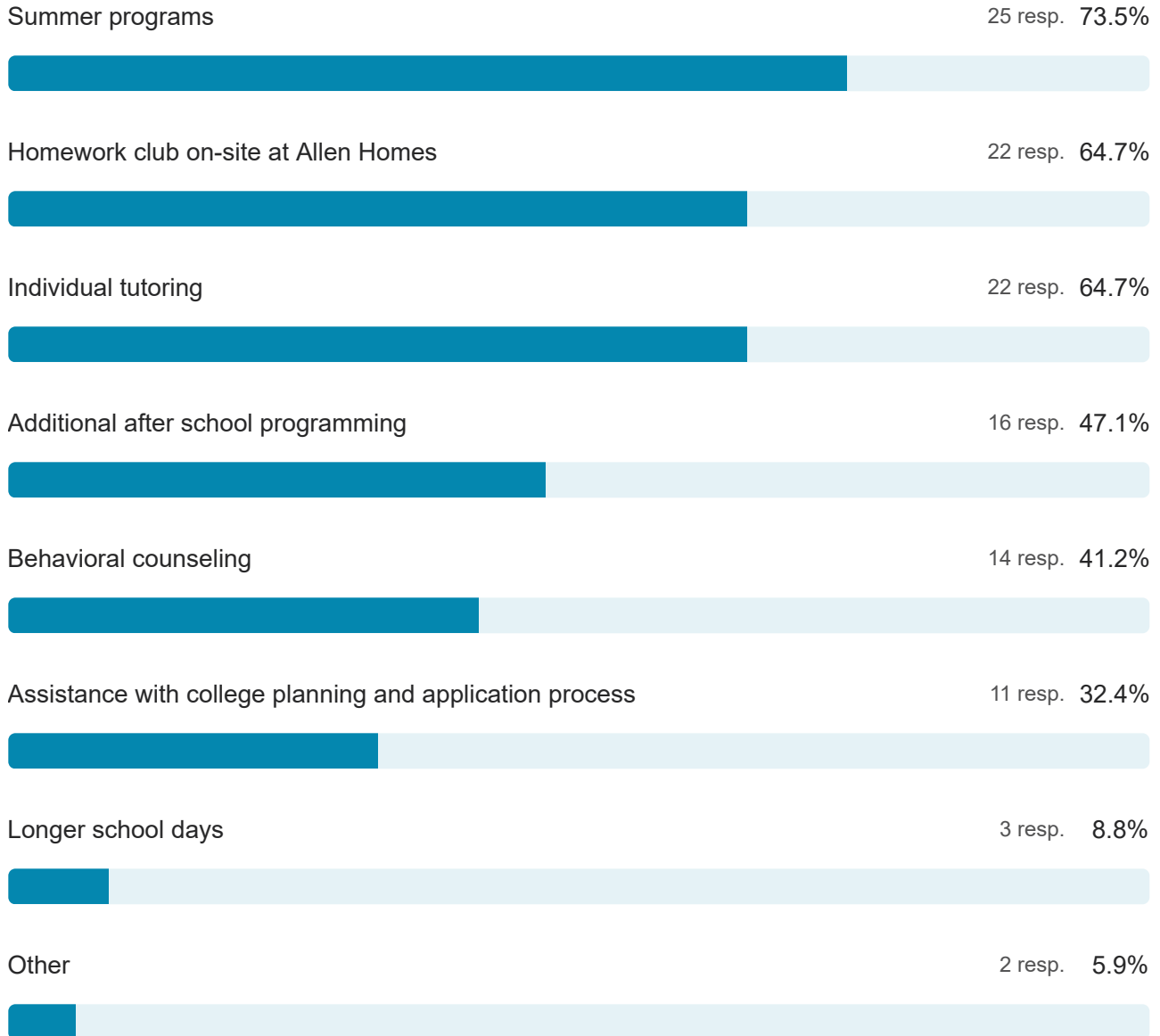


Yes 36 resp. 47.4%



5.22 Are there additional services that would help your child/children do well in school?

34 out of 76 answered



5.23 AU Literacy Tutoring Programs

36 out of 76 answered

I am not aware of this program 24 resp. 66.7%



I know of this activity but my child(ren) have not participated 9 resp. 25%



Yes 3 resp. 8.3%




5.23 AU Literacy Tutoring Programs

3 out of 76 answered

Good 3 resp. 100%



OK 0 resp. 0%



Poor 0 resp. 0%



5.24 Boys & Girls Club After School Programs @ Dogwood Terrace

36 out of 76 answered

I am not aware of this program 16 resp. 44.4%



I know of this activity but my child(ren) have not participated 16 resp. 44.4%



Yes 4 resp. 11.1%



5.24 Boys & Girls Club After School Programs @ Dogwood Terrace

3 out of 76 answered

Good 2 resp. 66.7%



OK 1 resp. 33.3%



Poor 0 resp. 0%



5.25 Boys & Girls Club After School Programs @ E.W. Hagler Club

36 out of 76 answered

I am not aware of this program 19 resp. 52.8%



I know of this activity but my child(ren) have not participated 16 resp. 44.4%



Yes 1 resp. 2.8%




5.25 Boys & Girls Club After School Programs @ E.W. Hagler Club

1 out of 76 answered

Good 1 resp. 100%



OK 0 resp. 0%



Poor 0 resp. 0%



5.26 New Bethlehem Community Center Afterschool Program

36 out of 76 answered

I am not aware of this program 24 resp. 66.7%



I know of this activity but my child(ren) have not participated 11 resp. 30.6%



Yes 1 resp. 2.8%




5.26 New Bethlehem Community Center Afterschool Program

1 out of 76 answered

Good 1 resp. 100%



OK 0 resp. 0%



Poor 0 resp. 0%



5.27 New Bethlehem Community Center Summer Camp

36 out of 76 answered

I am not aware of this program 25 resp. 69.4%



I know of this activity but my child(ren) have not participated 10 resp. 27.8%



Yes 1 resp. 2.8%




5.27 New Bethlehem Community Center Summer Camp

1 out of 76 answered

Good 1 resp. 100%



OK 0 resp. 0%



Poor 0 resp. 0%



5.28 Augusta Mini Theatre After School Program

36 out of 76 answered


I am not aware of this program 23 resp. 63.9%



I know of this activity but my child(ren) have not participated 12 resp. 33.3%



Yes 1 resp. 2.8%



5.28 Augusta Mini Theatre After School Program

1 out of 76 answered

Good 1 resp. 100%



OK 0 resp. 0%



Poor 0 resp. 0%



5.29 MACH Academy Coding Boot Camp

36 out of 76 answered

I am not aware of this program 28 resp. 77.8%



I know of this activity but my child(ren) have not participated 7 resp. 19.4%



Yes 1 resp. 2.8%




5.29 MACH Academy Coding Boot Camp

1 out of 76 answered

Good 1 resp. 100%



OK 0 resp. 0%



Poor 0 resp. 0%



5.30 Jessye Norman School of the Arts After School Program

36 out of 76 answered

I am not aware of this program 27 resp. 75%



I know of this activity but my child(ren) have not participated 8 resp. 22.2%



Yes 1 resp. 2.8%



5.30 Jessye Norman School of the Arts After School Program

1 out of 76 answered

Good 1 resp. 100%



OK 0 resp. 0%



Poor 0 resp. 0%



5.31 Augusta Boxing Club

36 out of 76 answered

I am not aware of this program 16 resp. 44.4%



I know of this activity but my child(ren) have not participated 15 resp. 41.7%



Yes 5 resp. 13.9%




5.31 Augusta Boxing Club

5 out of 76 answered

Good 5 resp. 100%



OK 0 resp. 0%



Poor 0 resp. 0%



5.32 Creative Impressions

36 out of 76 answered

I am not aware of this program 30 resp. 83.3%



I know of this activity but my child(ren) have not participated 5 resp. 13.9%



Yes 1 resp. 2.8%




5.32 Creative Impressions

1 out of 76 answered

Good 1 resp. 100%



OK 0 resp. 0%

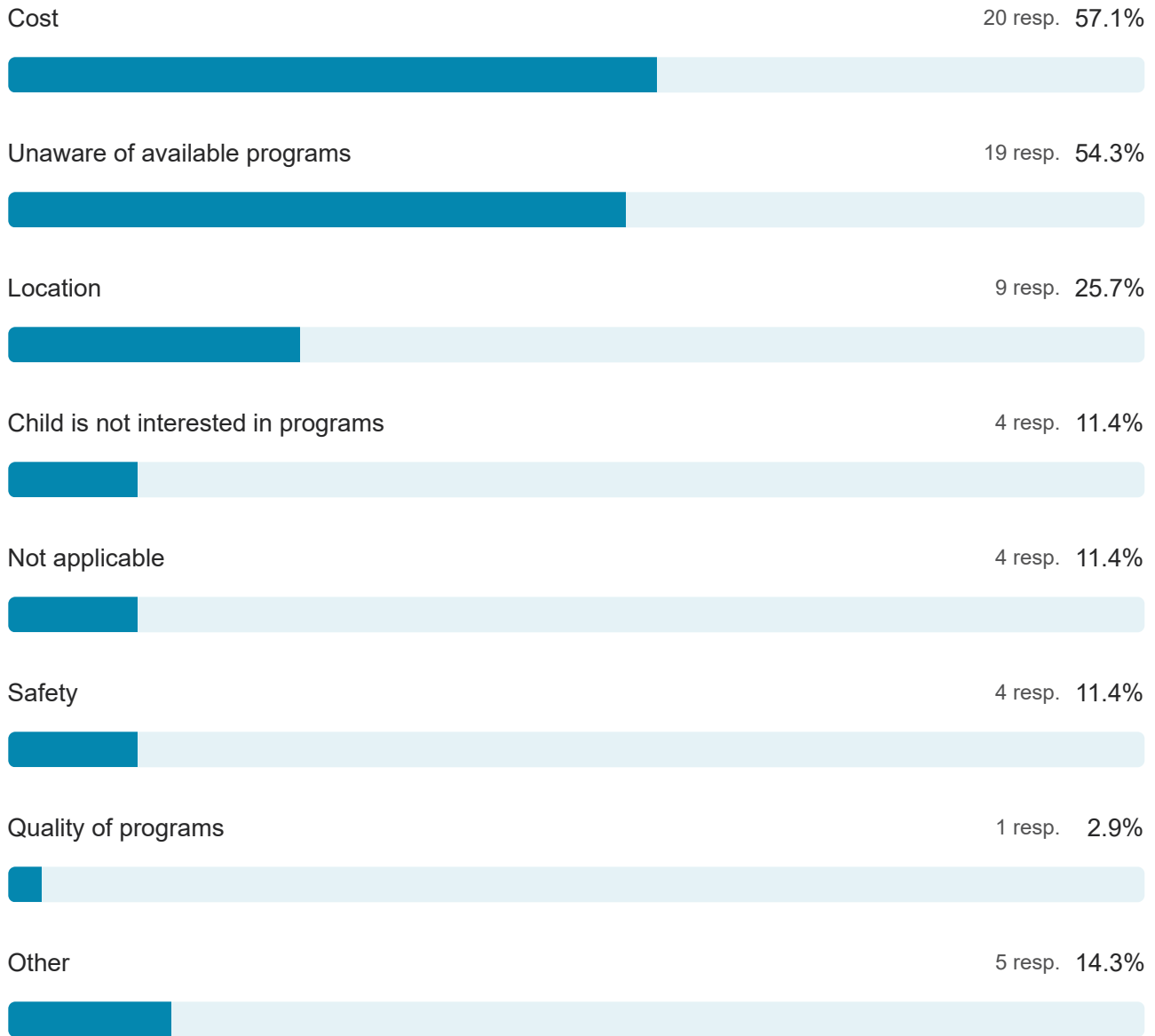


Poor 0 resp. 0%



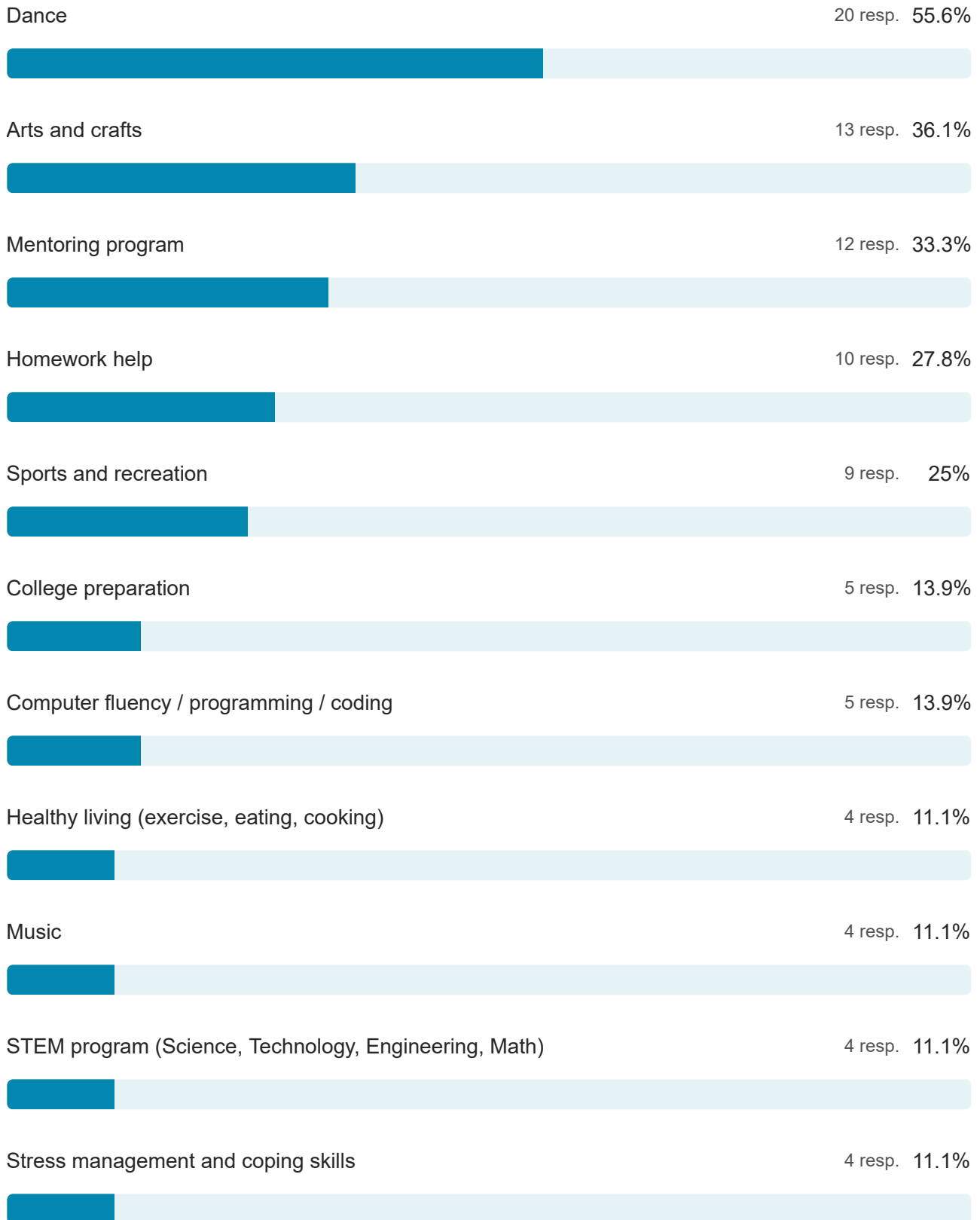
5.33 If the children in your household do not participate in any of these activities, what are some of the reasons?

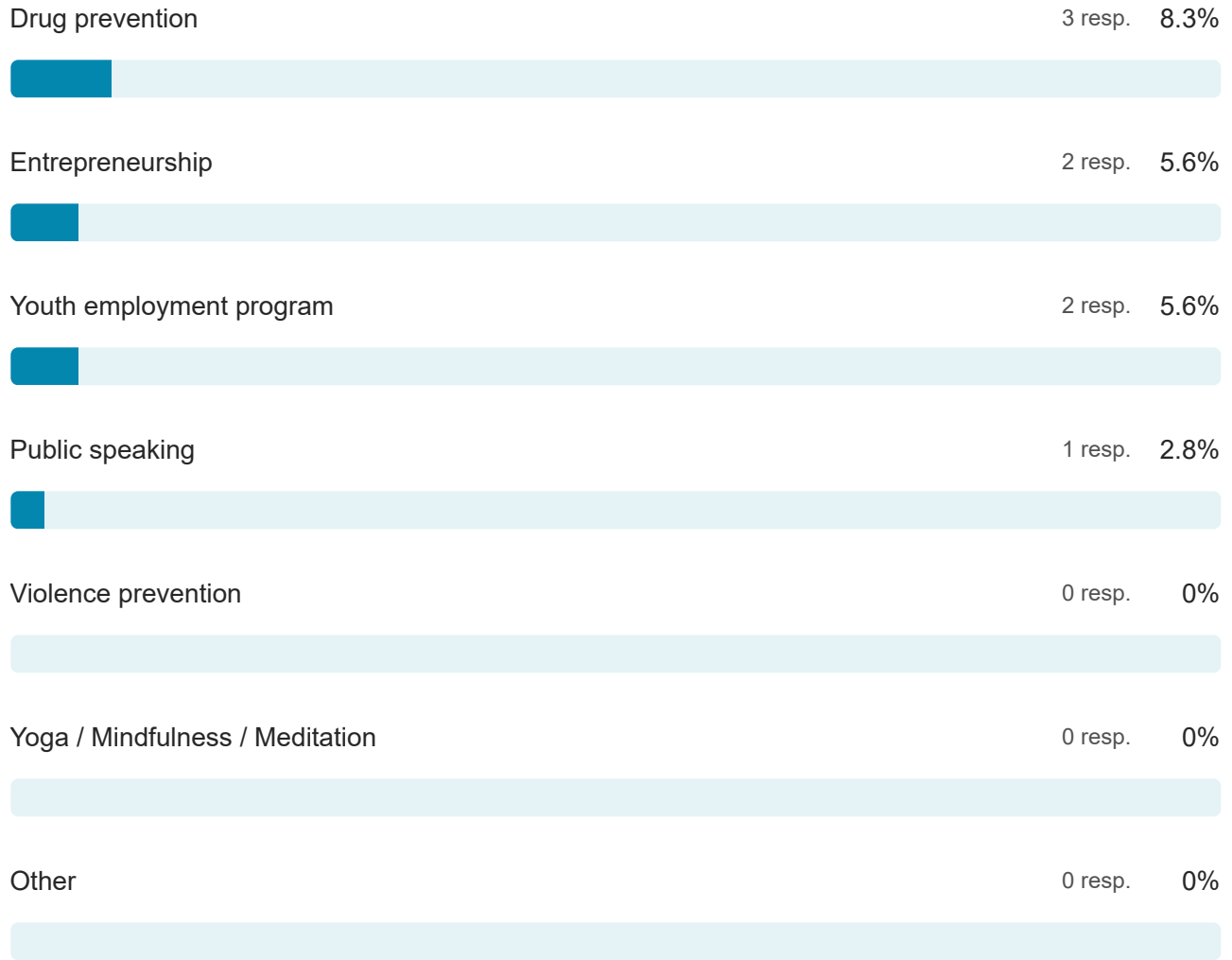
35 out of 76 answered



5.34 Would any of the following programs interest the children in your household? **(Choose top 3)**

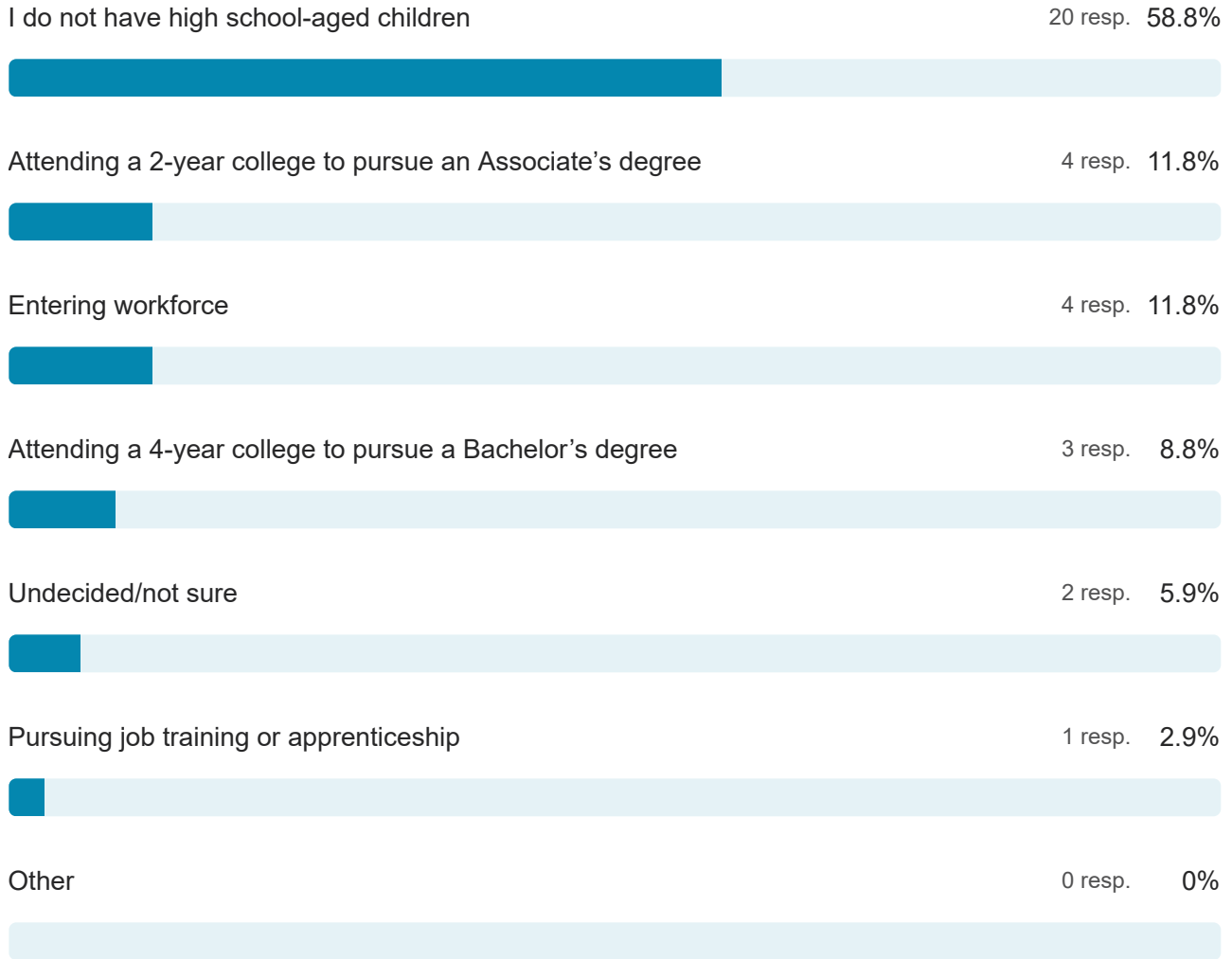
36 out of 76 answered





5.35 If you have high school-aged children in your household, what path do they hope to take after high school?

34 out of 76 answered



5.36 Do you feel your children's current schooling is preparing him/her to achieve their after high school plans?

35 out of 76 answered

Yes 11 resp. 31.4%



Don't Know/Unsure 10 resp. 28.6%



No 8 resp. 22.9%



Not applicable 6 resp. 17.1%



6.1 Do you have health insurance?

76 out of 76 answered

Yes 60 resp. 78.9%




No 16 resp. 21.1%



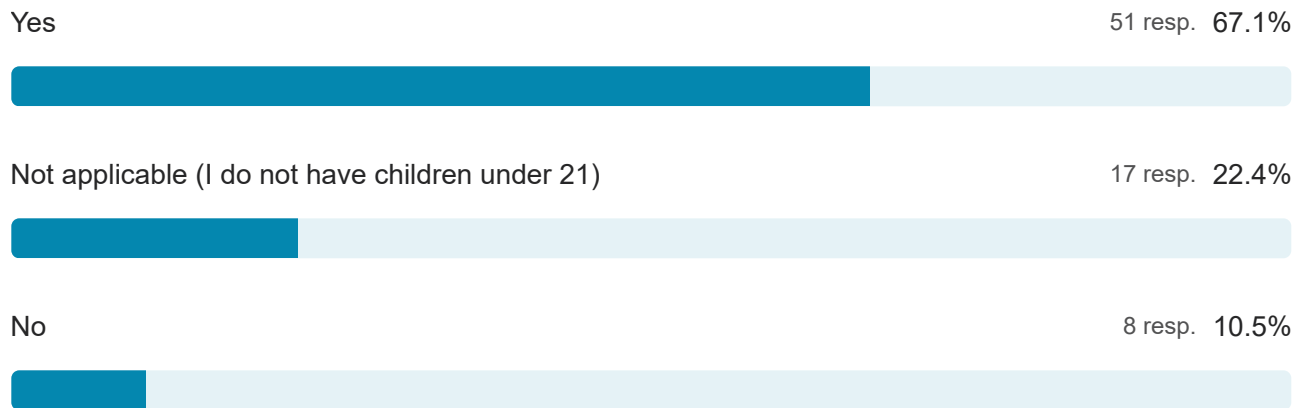
6.2 Do all adults in your household have health insurance?

76 out of 76 answered





6.3 Do the children in your household have health insurance?

76 out of 76 answered

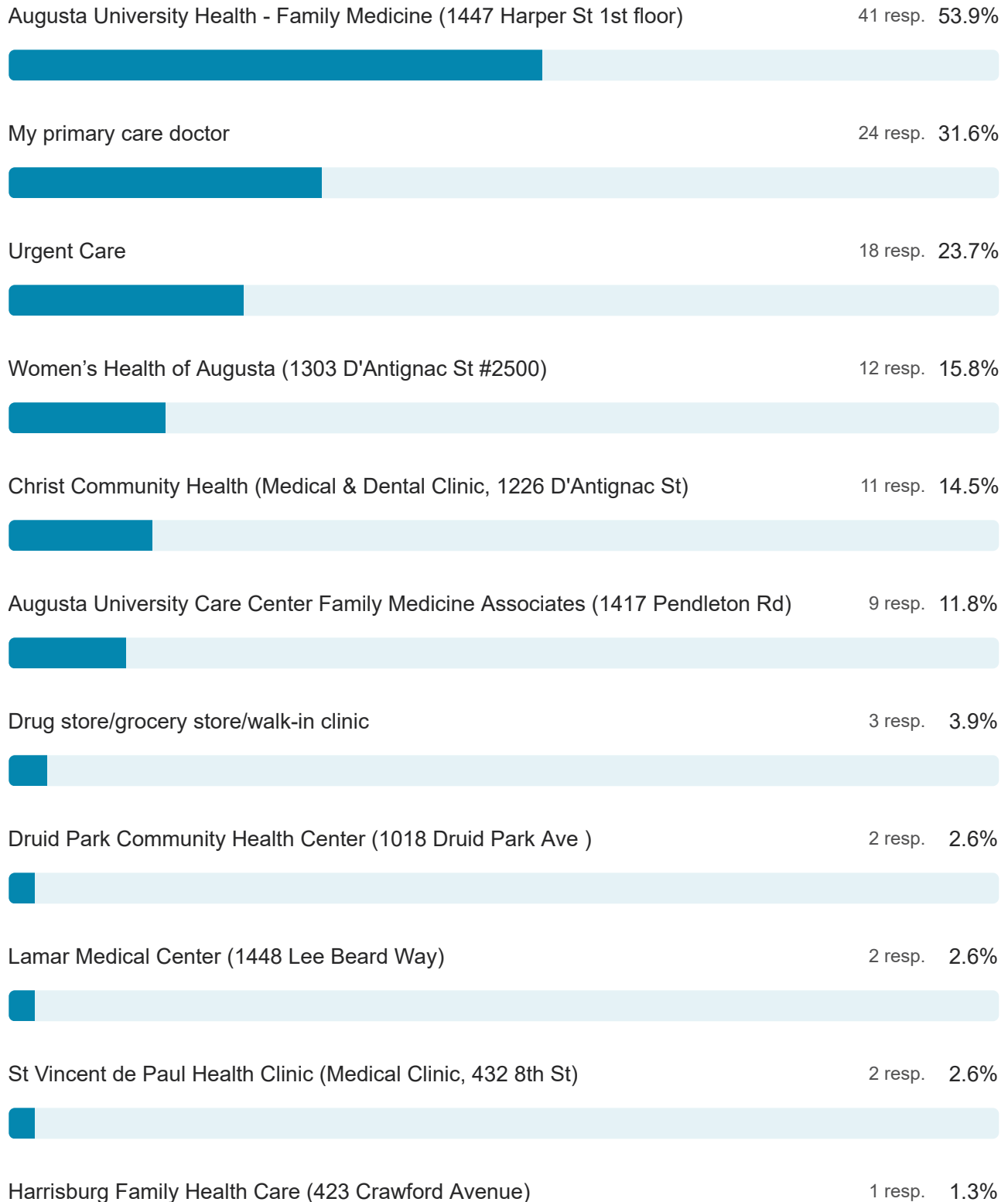


6.4 If you, other adults or children in your household do not have health insurance, what is the main reason?
76 out of 76 answered



6.5 Where do you typically go to receive medical care **when you or your children are sick?** (Choose up to 3)

76 out of 76 answered





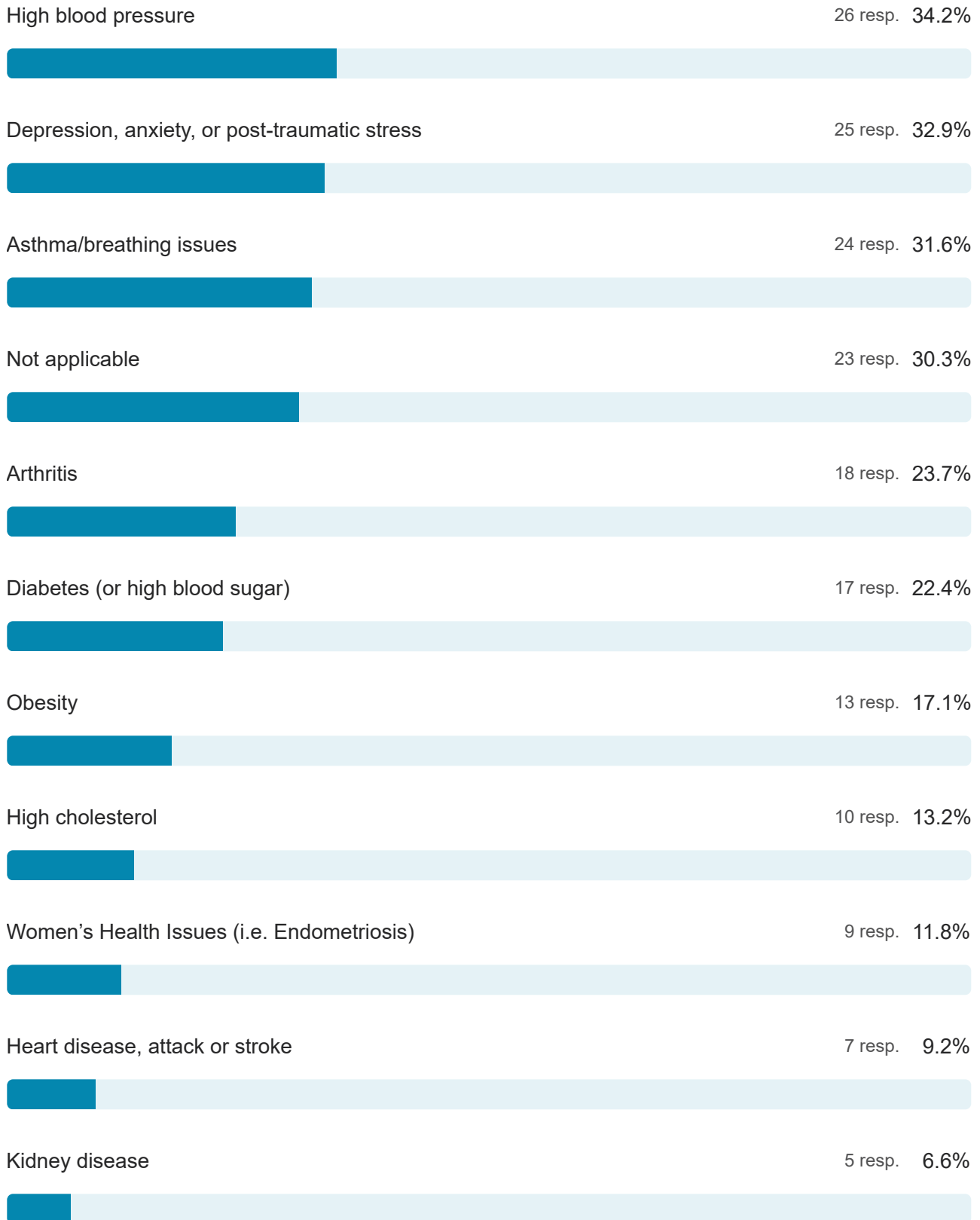
Other


8 resp. 10.5%



6.6 Have you or anyone in your household ever been told that you have or had:

76 out of 76 answered





6.7 Has anyone in your household ever been diagnosed with COVID-19?

76 out of 76 answered



6.8 Have you lost someone in your household or a close friend or relative to COVID-19?

75 out of 76 answered

No 46 resp. 61.3%




Yes 29 resp. 38.7%



Yes, and I am having a difficult time dealing with the death of that person (or persons) to COVID-19 6 resp. 8%



Yes, and the youth in my household have been having a difficult time dealing with the death of this loved one. 4 resp. 5.3%



6.24 Augusta University Health - Family Medicine (1447 Harper St 1st floor)

76 out of 76 answered

I have used this facility 40 resp. 52.6%



I am aware of this facility but have never used it 24 resp. 31.6%



I am not aware of this facility 12 resp. 15.8%



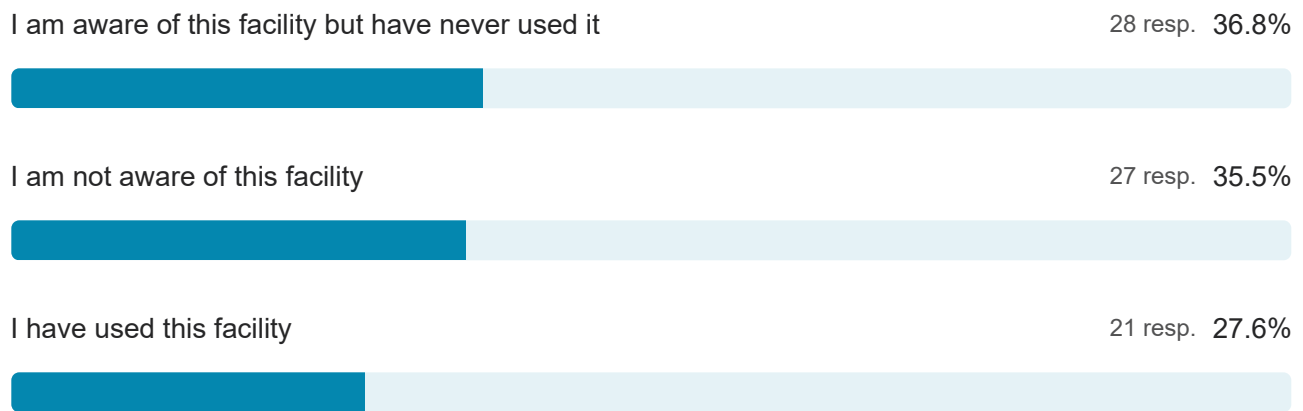
6.24 Augusta University Health - Family Medicine (1447 Harper St 1st floor)

40 out of 76 answered




6.25 Christ Community Health (Medical & Dental Clinic, 1226 D'Antignac St)

76 out of 76 answered



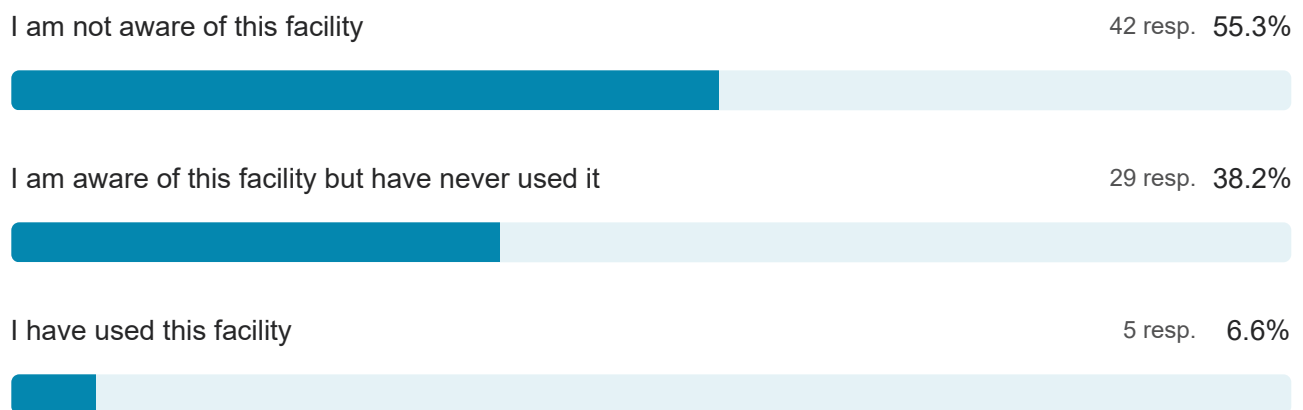
6.25 Christ Community Health (Medical & Dental Clinic, 1226 D'Antignac St)

21 out of 76 answered



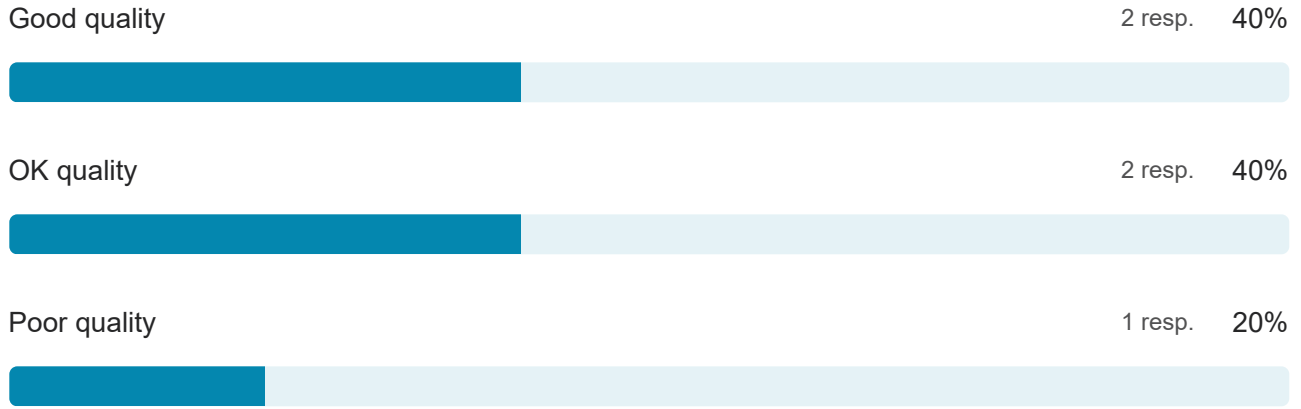
6.26 St Vincent de Paul Health Clinic (Medical Clinic, 432 8th St)

76 out of 76 answered



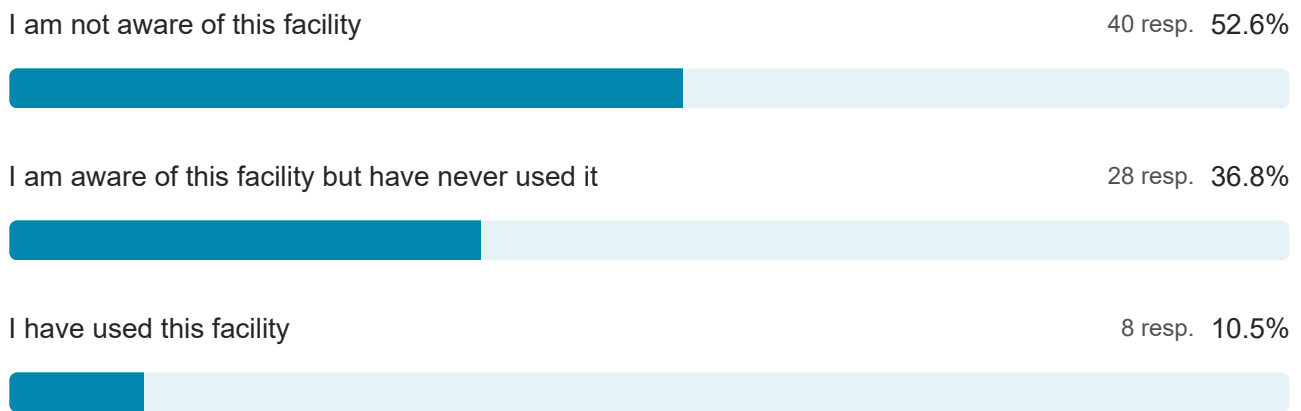
6.26 St Vincent de Paul Health Clinic (Medical Clinic, 432 8th St)

5 out of 76 answered



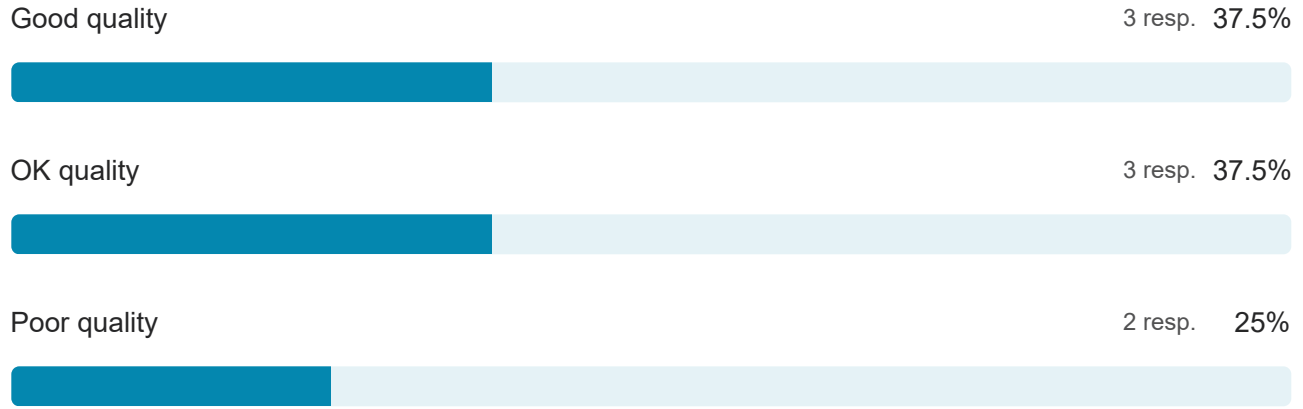
6.27 Druid Park Community Health Center (1018 Druid Park Ave)

76 out of 76 answered



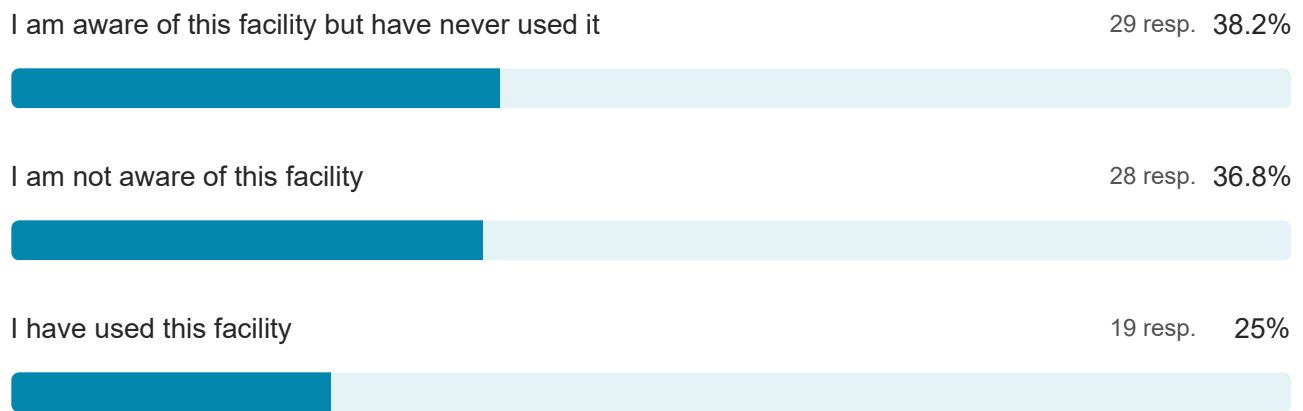
6.27 Druid Park Community Health Center (1018 Druid Park Ave)

8 out of 76 answered



6.28 Women's Health of Augusta (1303 D'Antignac St #2500)

76 out of 76 answered



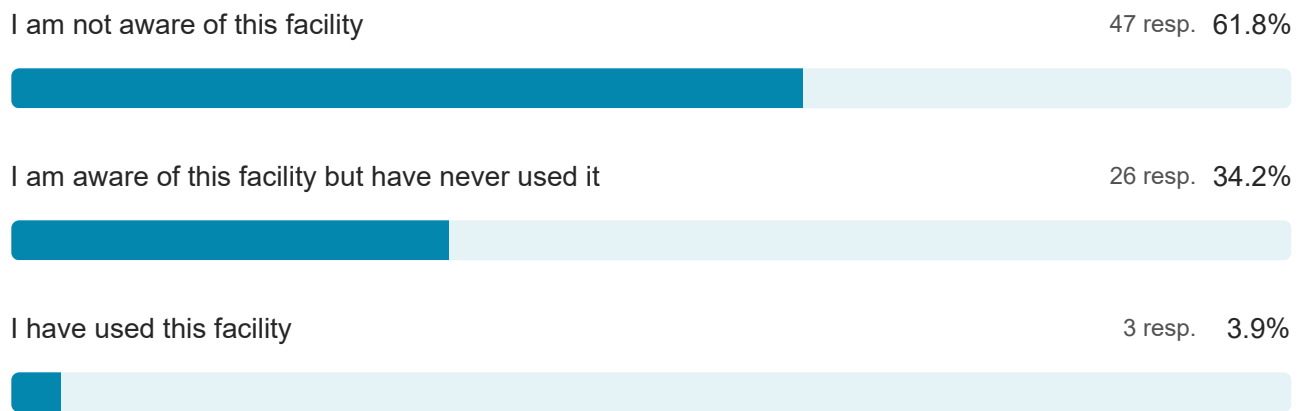
6.28 Women's Health of Augusta (1303 D'Antignac St #2500)

19 out of 76 answered



6.29 Lamar Medical Center (1448 Lee Beard Way)

76 out of 76 answered



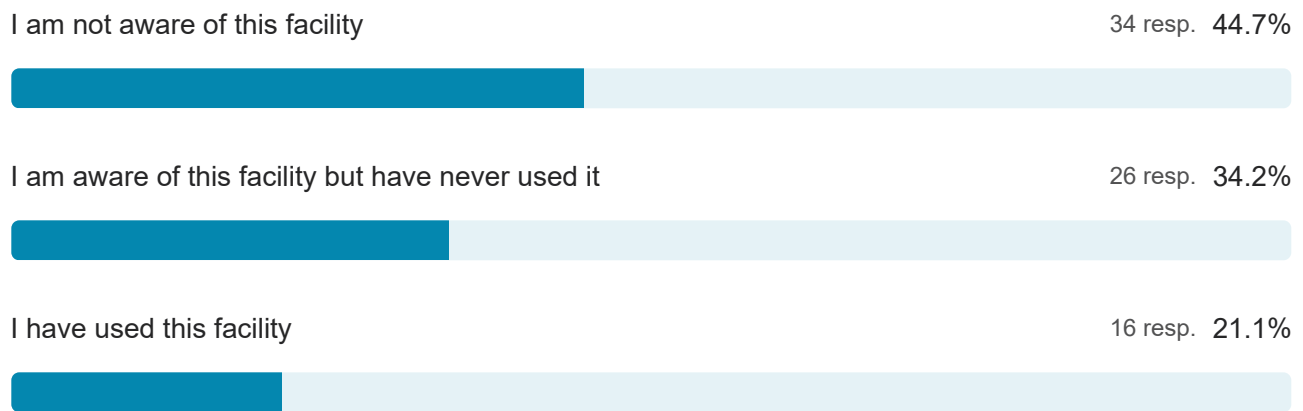
6.29 Lamar Medical Center (1448 Lee Beard Way)

3 out of 76 answered




6.30 Augusta University Care Center Family Medicine Associates (1417 Pendleton Rd)

76 out of 76 answered



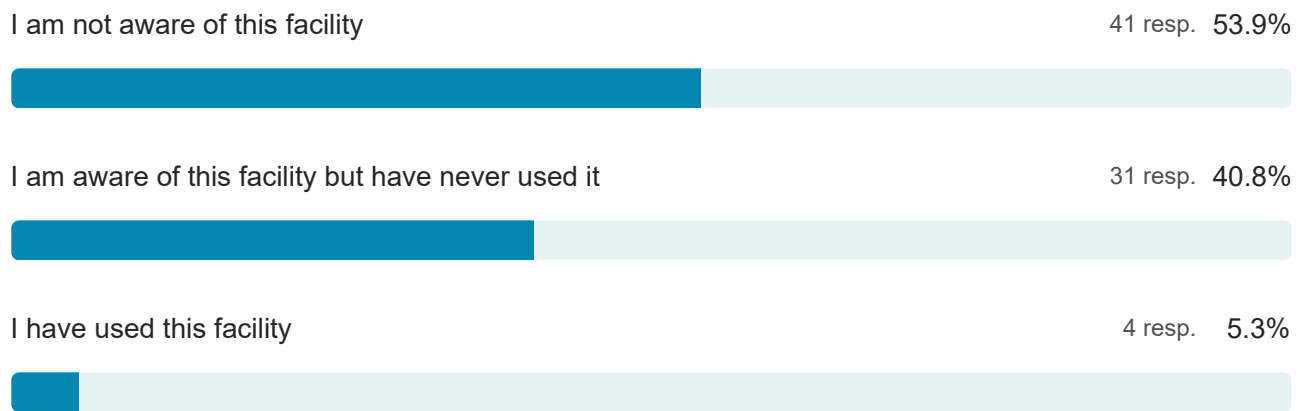
6.30 Augusta University Care Center Family Medicine Associates (1417 Pendleton Rd)

16 out of 76 answered



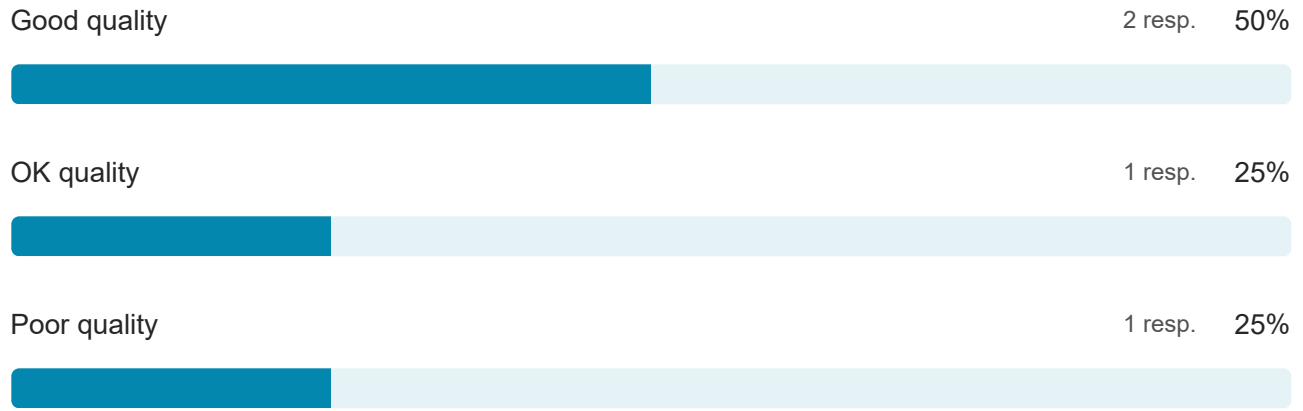
6.31 Harrisburg Family Health Care

76 out of 76 answered



6.31 Harrisburg Family Health Care

4 out of 76 answered




6.32 Is there another health facility that you use?

76 out of 76 answered



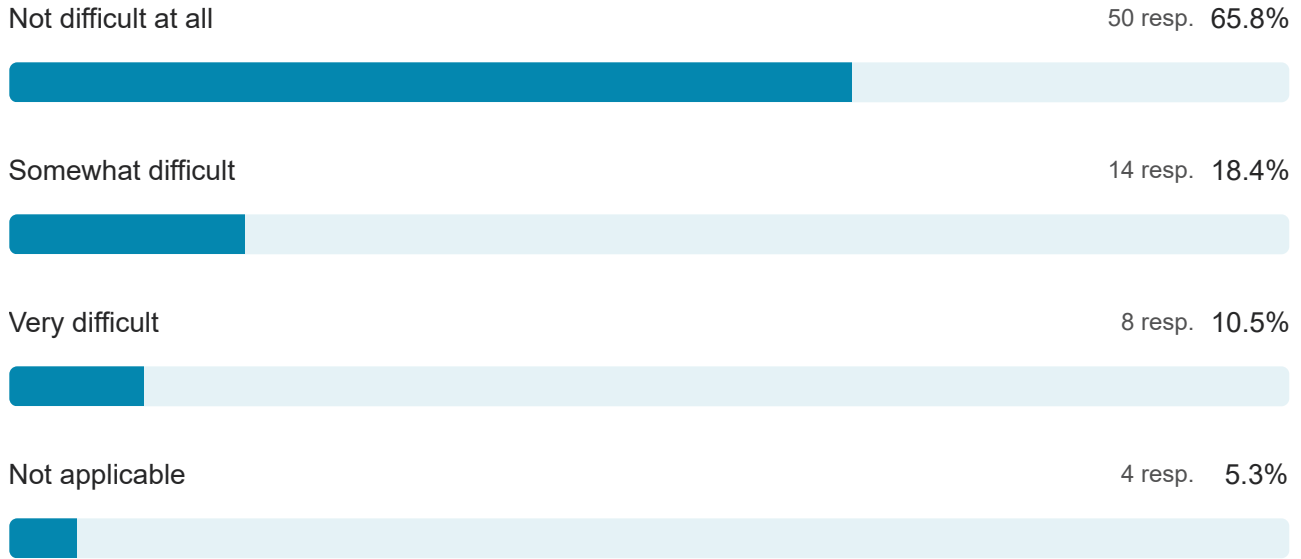
6.33 Schedule medical appointments

76 out of 76 answered



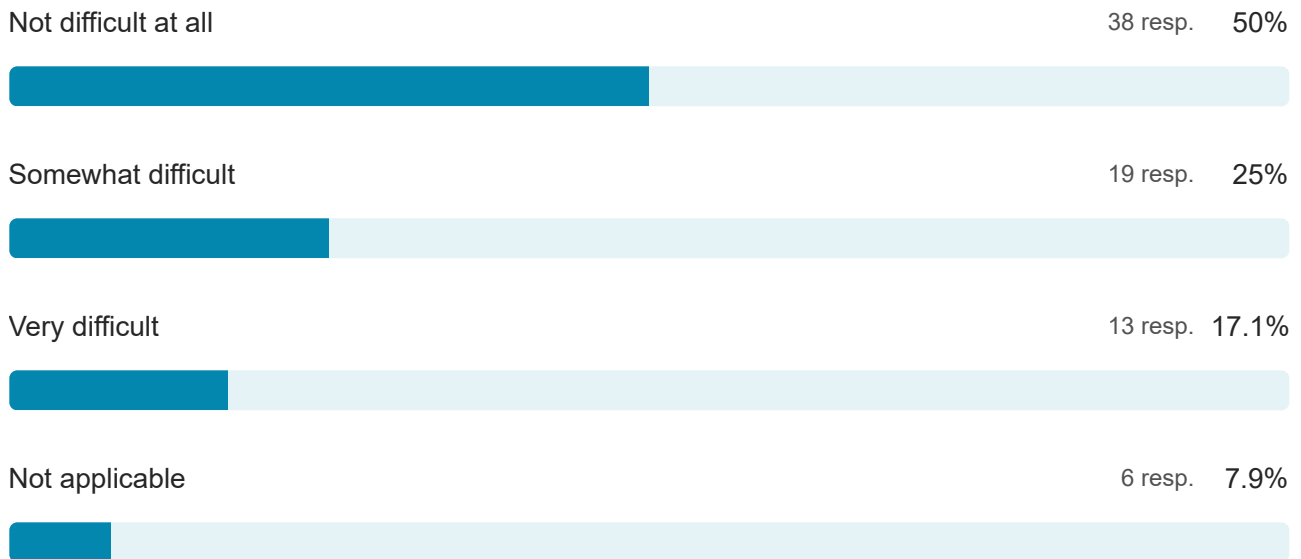
6.34 Attend medical appointments

76 out of 76 answered




6.35 Afford medical visits/copays

76 out of 76 answered



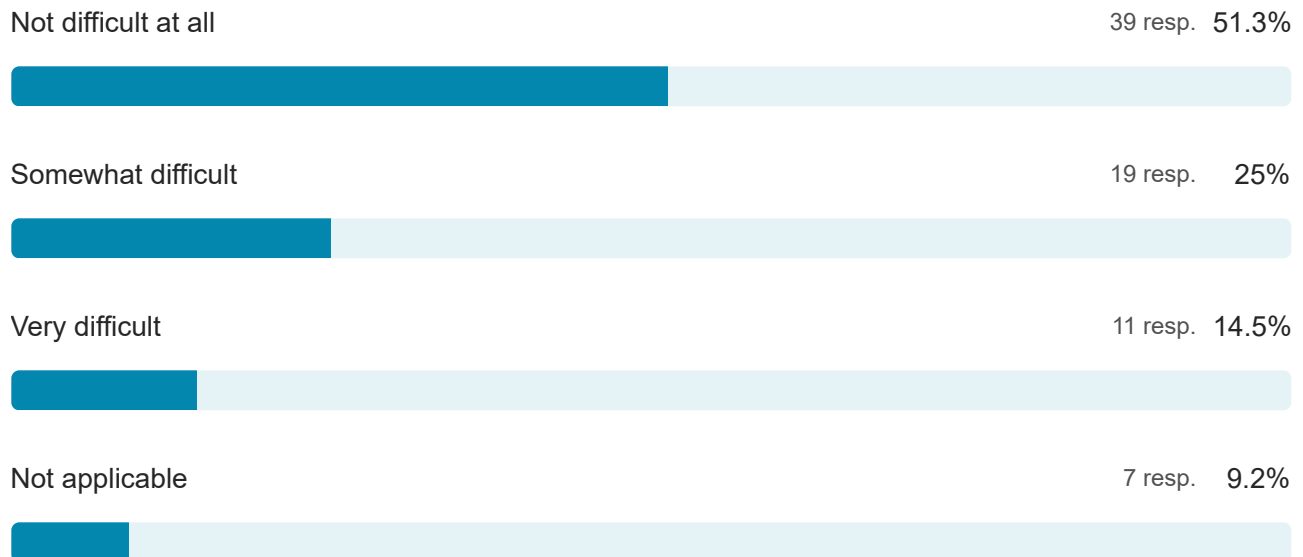
6.36 Afford prescription drugs

76 out of 76 answered



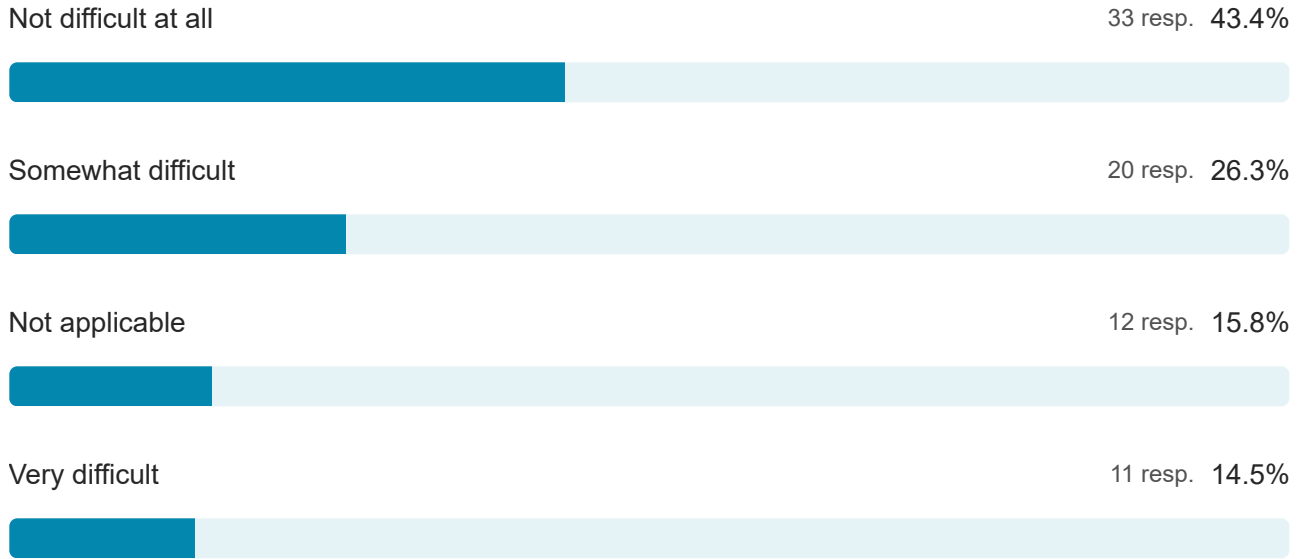
6.37 Find information about medical care for physical health services

76 out of 76 answered



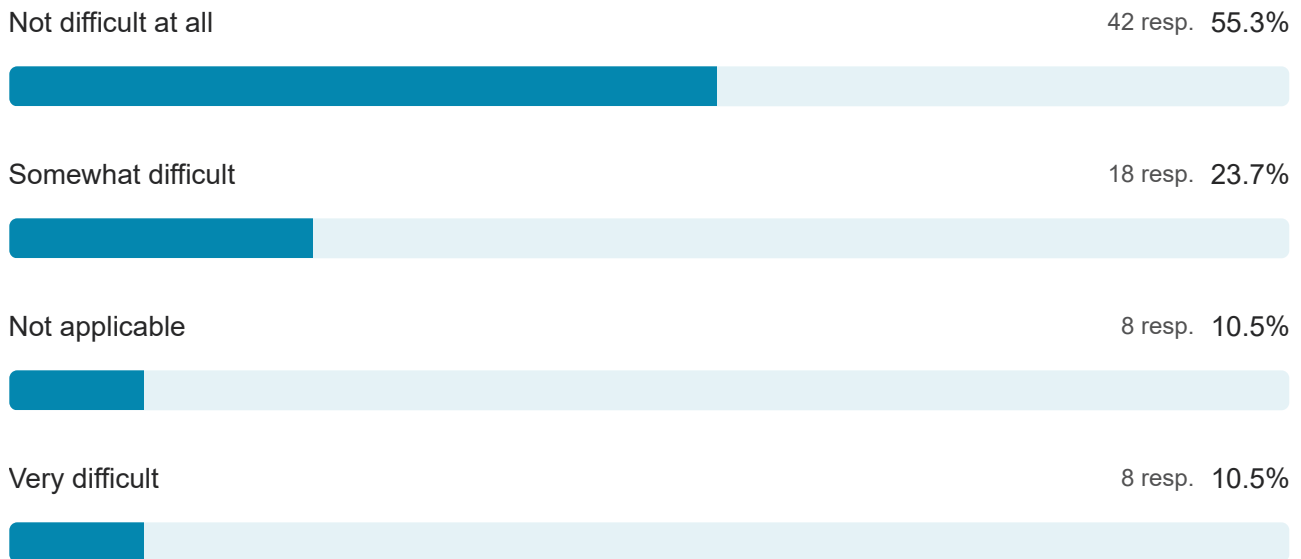
6.38 Find information about medical care for mental health issues

76 out of 76 answered



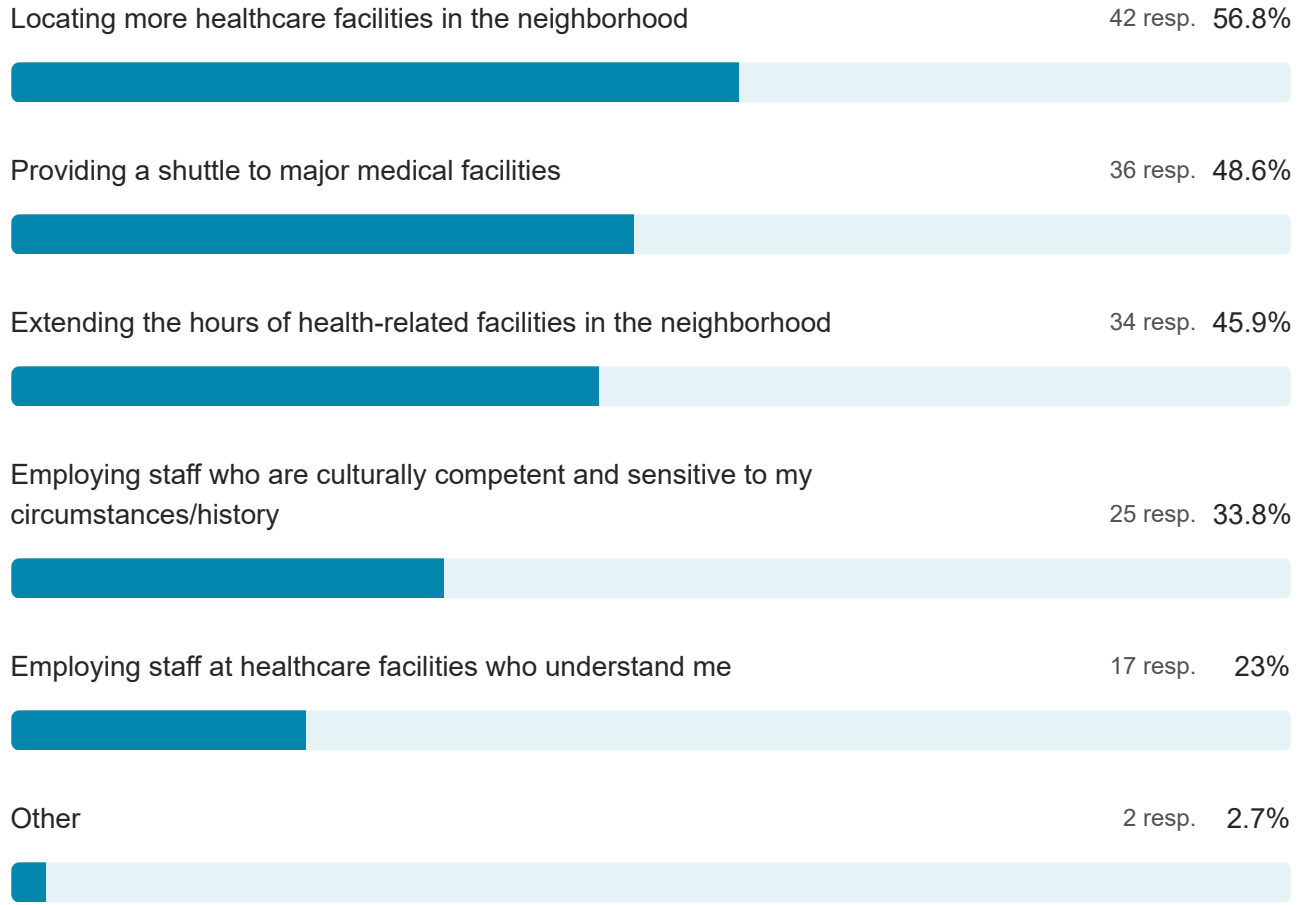
6.39 Understand your insurance policies and what is covered

76 out of 76 answered



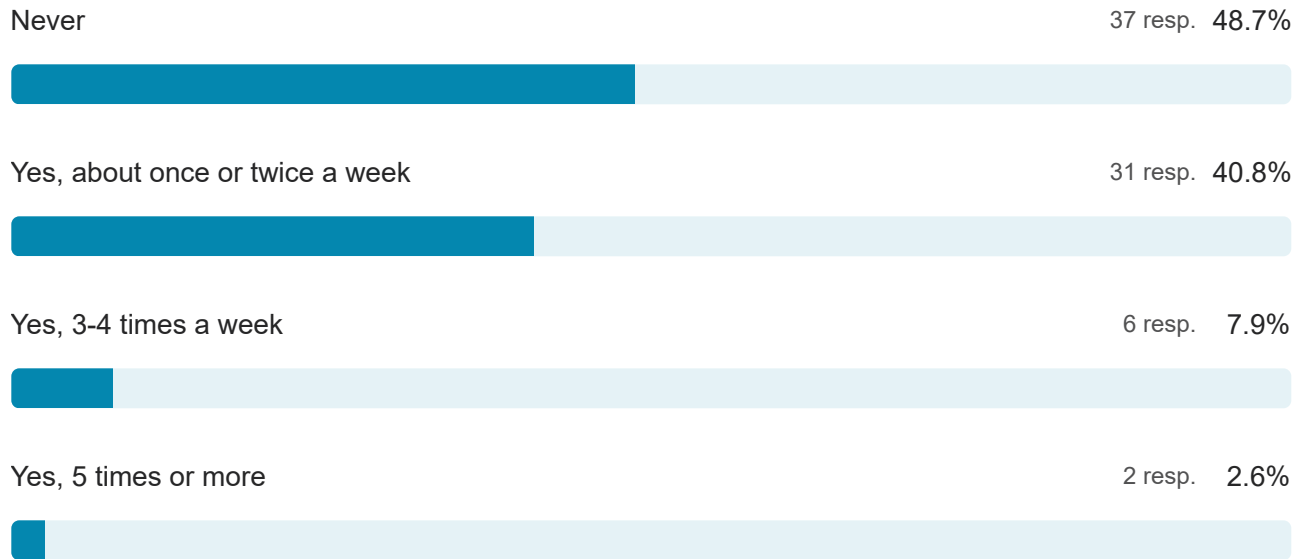
6.40 How could your access to quality healthcare be improved?

74 out of 76 answered



6.41 During a regular week, are there times that you find there is not enough food to eat in your household?

76 out of 76 answered




6.42 What are some of the reasons that you have not had enough food to eat in the last 30 days?

76 out of 76 answered

This doesn't apply to me. 43 resp. 56.6%



Sometimes I/we cannot afford to purchase food. 21 resp. 27.6%



It is too difficult to get to the store. 9 resp. 11.8%



I/we are too busy to shop or cook. 3 resp. 3.9%



Other 0 resp. 0%



6.43 Do you ever get produce from The Augusta Market at the River (8th St), The Augusta State Farmers' Market, or St. John Methodist/DCCM Mobile Market, Veggie Park Farmers Market, Laney Walker Farmers Market, Augusta Locally Grown Farmer's Market?

76 out of 76 answered

Yes 31 resp. 40.8%



No 45 resp. 59.2%




6.44 Would you like to grow and raise your own food? **(Check all that apply.)**

76 out of 76 answered

No, I would not be interested. 37 resp. 48.7%



Yes, in a backyard garden. 24 resp. 31.6%




Yes, in a community garden. 21 resp. 27.6%



Yes, I am interested in raising poultry in the backyard. 6 resp. 7.9%



Yes, I am interested in edible community landscaping. 5 resp. 6.6%



6.53 Organized sports leagues

76 out of 76 answered

Never 57 resp. 75%



A few times a week 15 resp. 19.7%



A few times a month 4 resp. 5.3%



6.54 Casual playing in parks/fields

76 out of 76 answered

A few times a week 39 resp. 51.3%



Never 32 resp. 42.1%




A few times a month 5 resp. 6.6%



6.55 Jogging, walking, or riding a bike outside

76 out of 76 answered

A few times a week 35 resp. 46.1%



Never 30 resp. 39.5%




A few times a month 11 resp. 14.5%



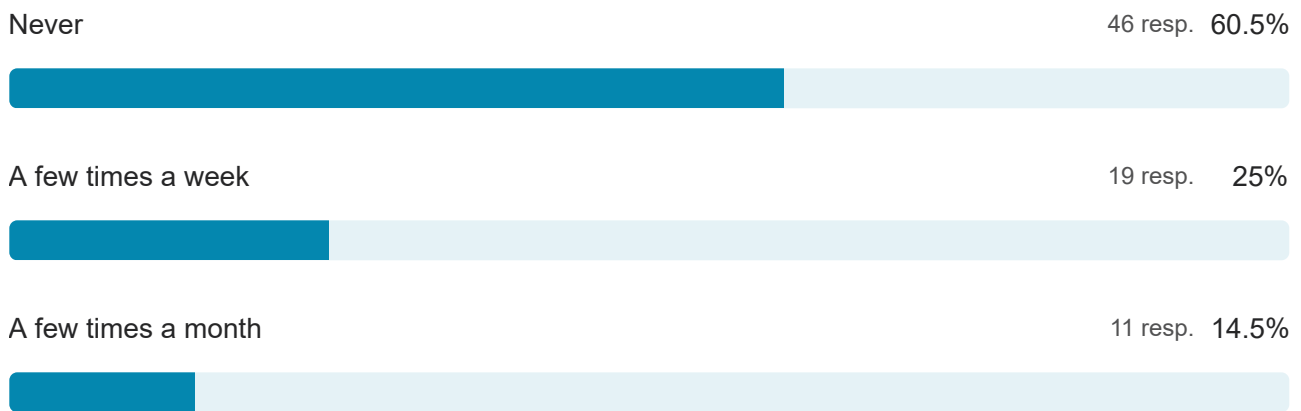
6.56 Participating in group fitness classes

76 out of 76 answered



6.57 Exercising at a gym/fitness center

76 out of 76 answered



6.58 Exercising at home with apps/videos/home equipment

76 out of 76 answered

A few times a week 38 resp. 50%



Never 26 resp. 34.2%

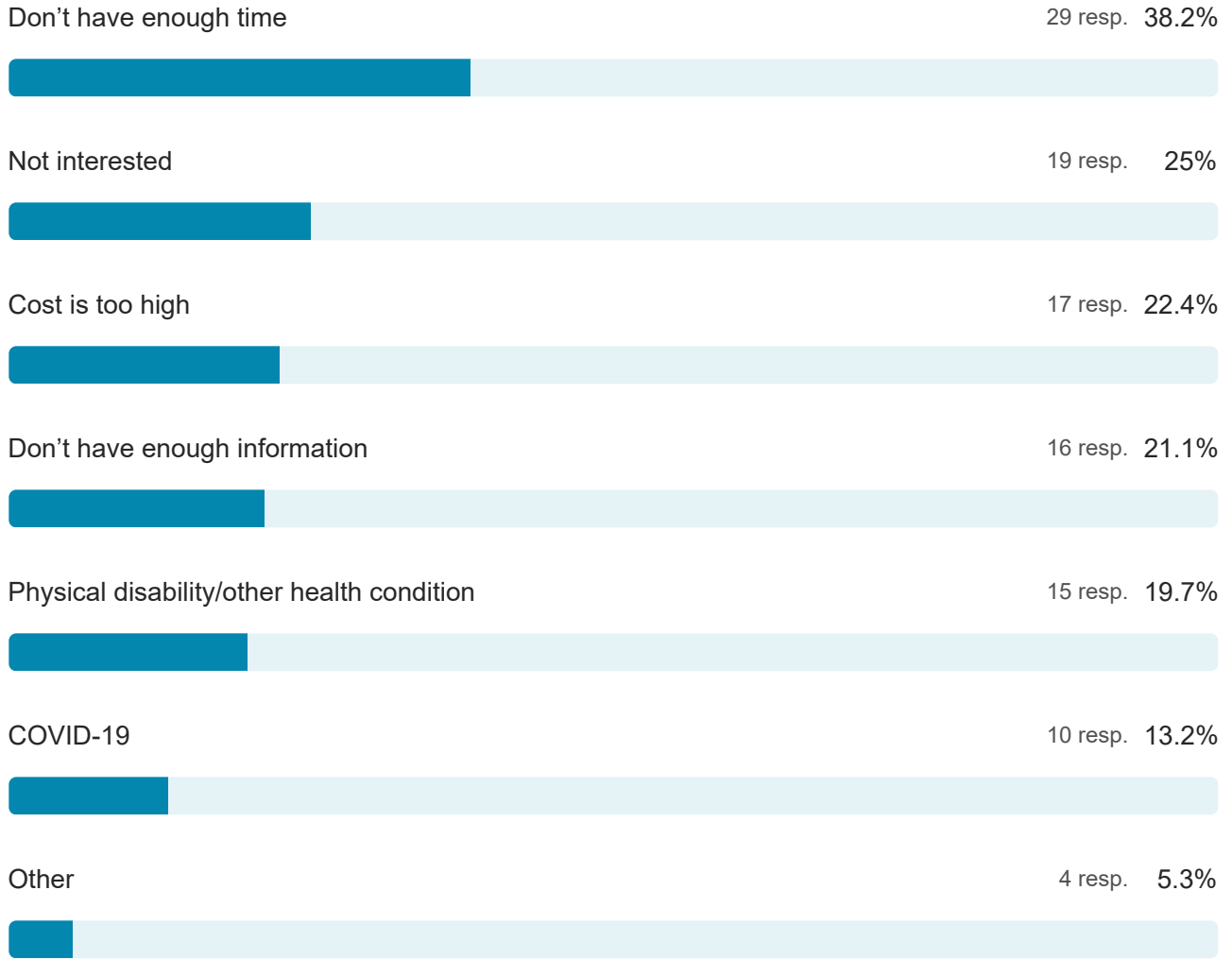


A few times a month 12 resp. 15.8%



6.60 What are some of the reasons that you don't participate in some of the activities described above?

76 out of 76 answered




6.61 Are there any children in your household?

76 out of 76 answered

Yes 49 resp. 64.5%



No 27 resp. 35.5%



6.62 Organized sports leagues

49 out of 76 answered

Never 30 resp. 61.2%



A few times a week 14 resp. 28.6%



A few times a month 5 resp. 10.2%




6.63 Casual playing in parks/fields

46 out of 76 answered


A few times a week 32 resp. 69.6%



Never 8 resp. 17.4%



A few times a month 6 resp. 13%



6.64 Jogging, walking, or riding a bike outside

49 out of 76 answered

A few times a week 28 resp. 57.1%



A few times a month 11 resp. 22.4%




Never 10 resp. 20.4%



6.65 Participating in group fitness classes

49 out of 76 answered



6.66 Exercising at a gym/fitness center

49 out of 76 answered



6.67 Exercising at home with apps/videos/home equipment

48 out of 76 answered

A few times a week 26 resp. 54.2%



Never 17 resp. 35.4%

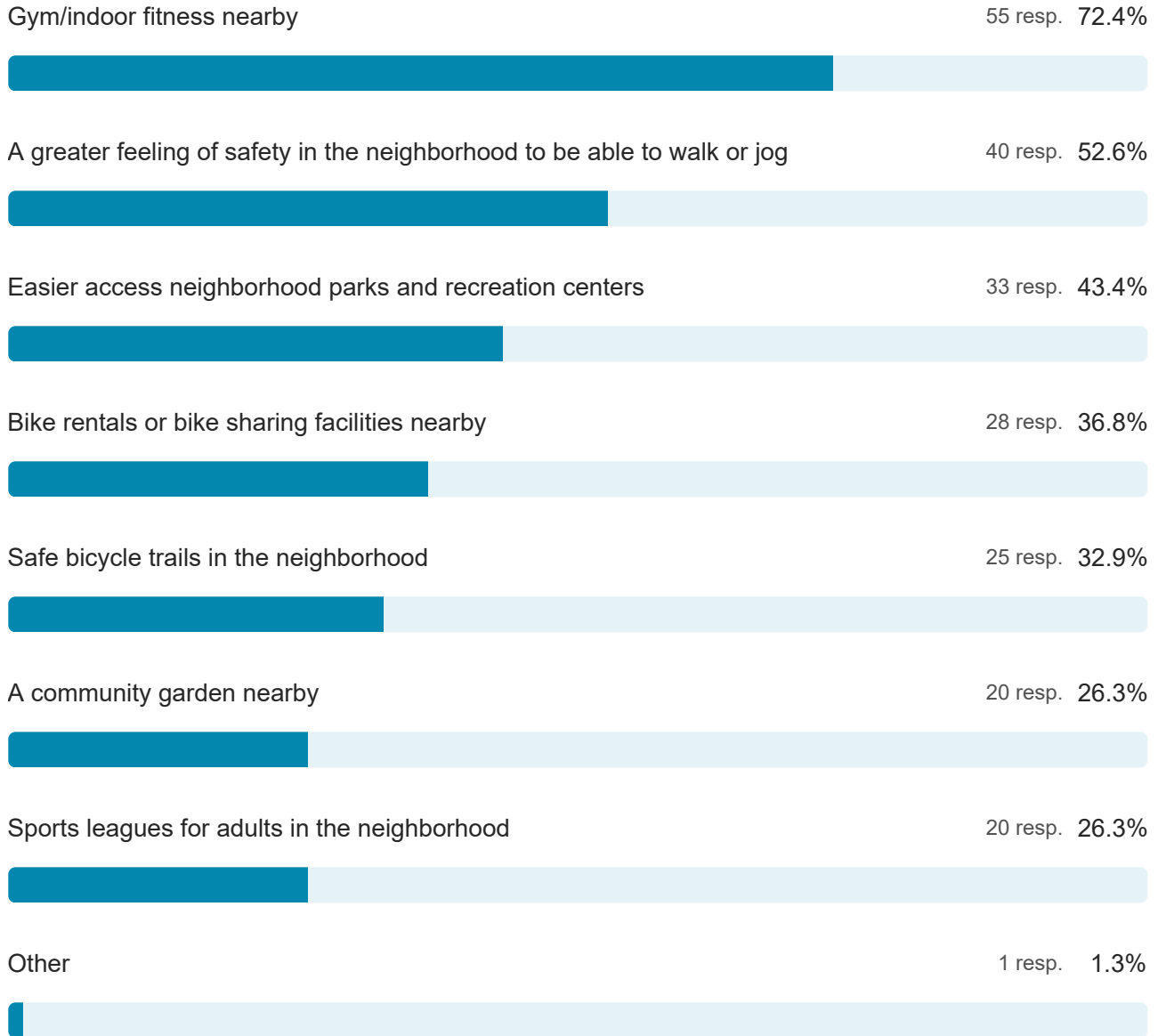


A few times a month 5 resp. 10.4%



6.69 What would make it easier for you and your family to exercise in the neighborhood?

76 out of 76 answered



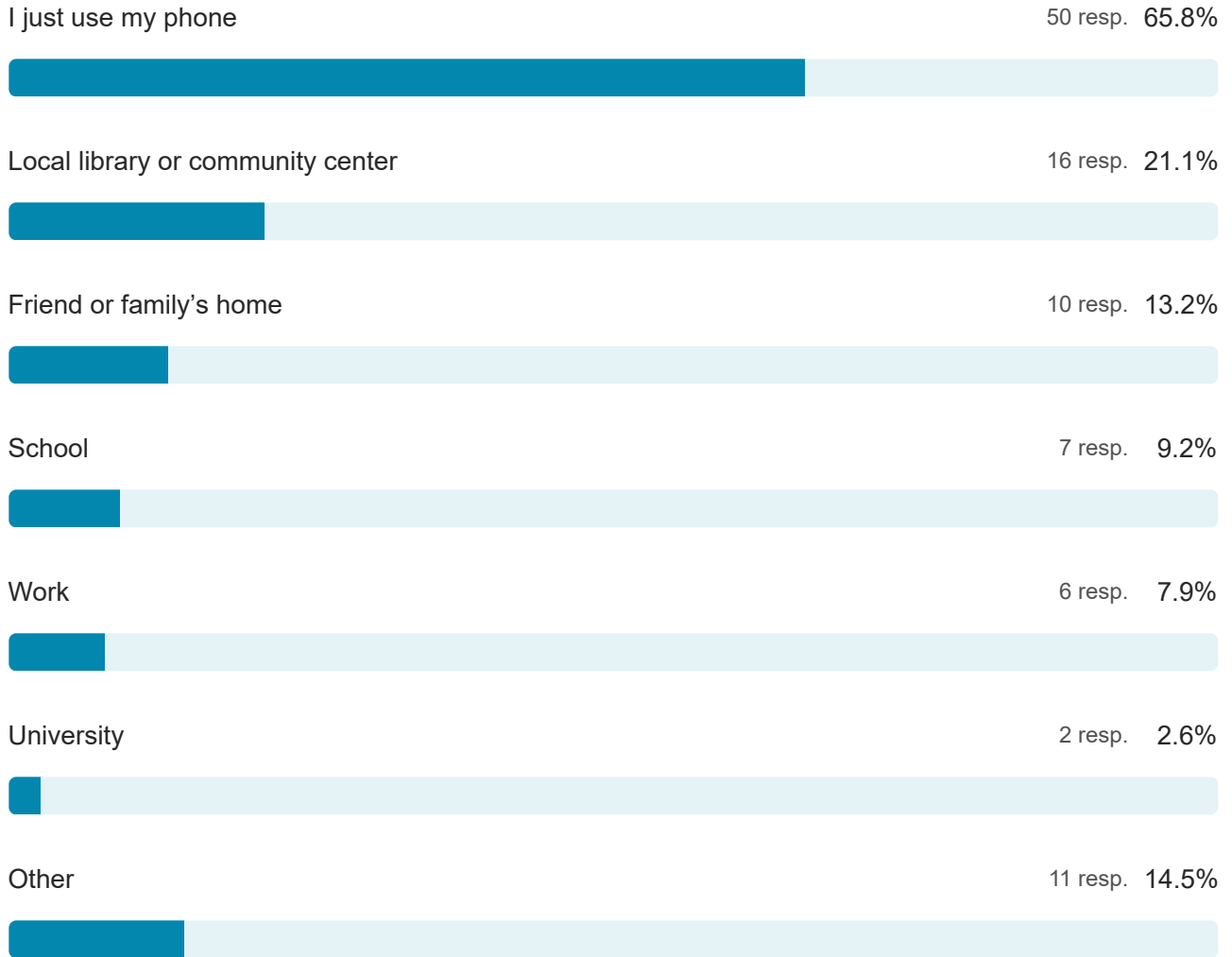
7.1 Do you have access to high-speed internet at home?

76 out of 76 answered



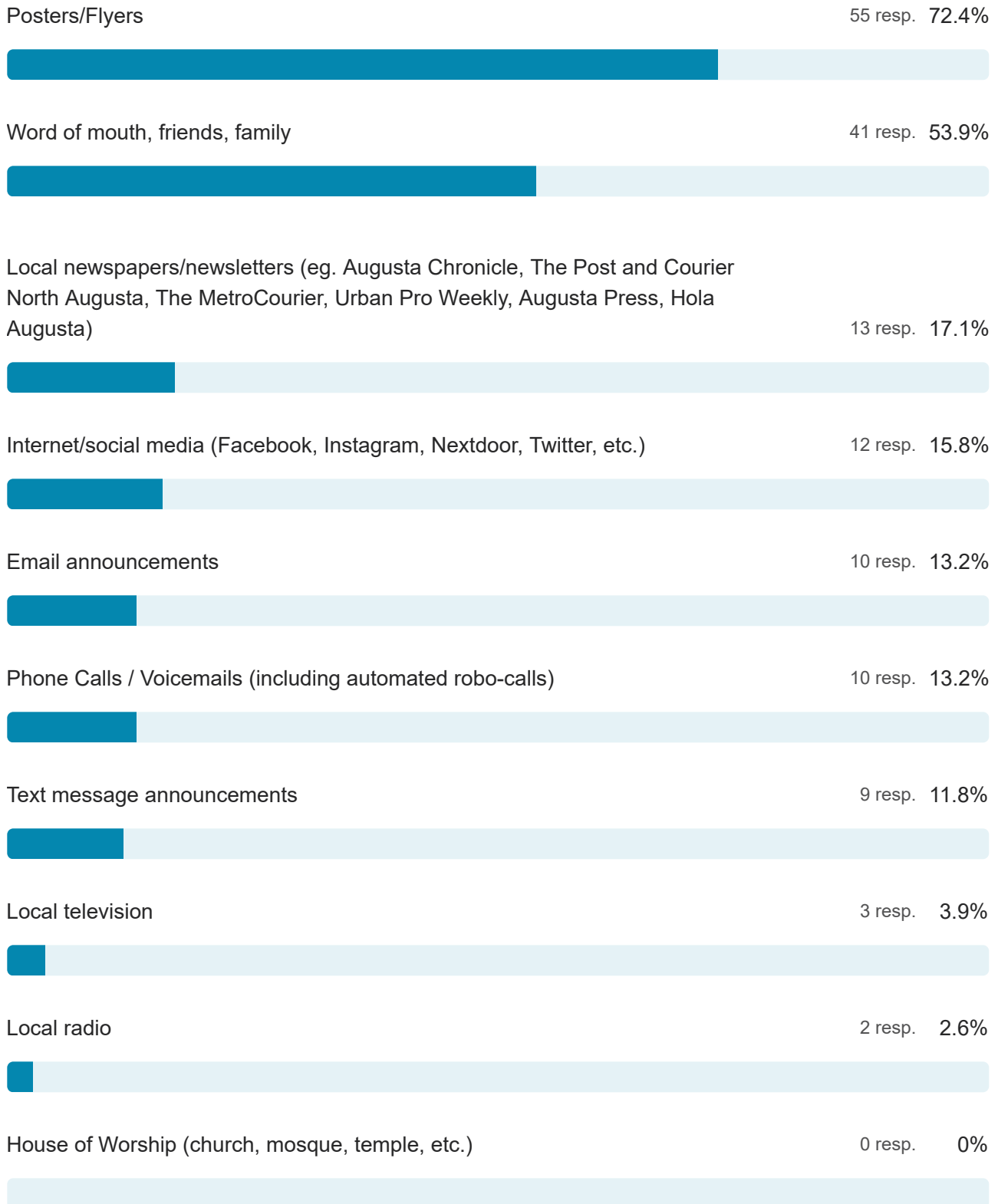
7.2 If not, where do you typically go to access the internet?

76 out of 76 answered



7.3 How do you typically find information about Allen Homes activities, services, and events in your community? **(Choose your top 3)**

76 out of 76 answered



8.1 Looking into the future, what would you like this neighborhood to be known for after it has been redeveloped and invested in? **(Check all that apply)**

76 out of 76 answered

A safe, stable and family-friendly neighborhood. 65 resp. 85.5%



An economically stable community that is just and equitable and offers opportunities to everyone for upward mobility and wealth building. 44 resp. 57.9%



A walkable and bikeable neighborhood that supports an active, healthy lifestyle. 42 resp. 55.3%



An integrated neighborhood where everyone feels at home. 41 resp. 53.9%



A thriving center of Black and African American culture – a place you can expect to find performances, art, markets, and social events that celebrate the rich heritage and contributions of Black Augustans. 39 resp. 51.3%



A center for new employment and job training opportunities. 37 resp. 48.7%



Other 0 resp. 0%



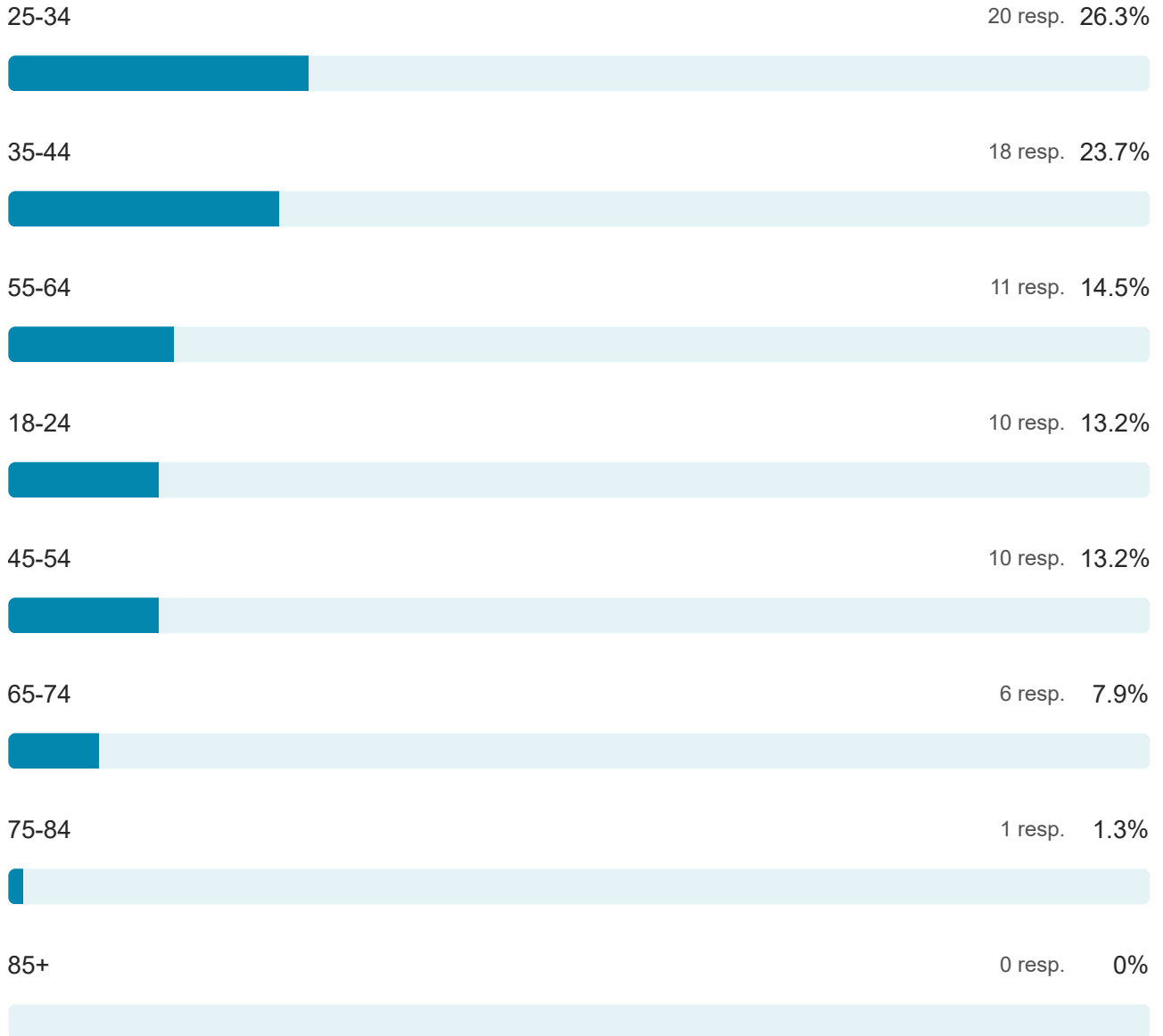
8.3 Do you feel the Laney Walker-Harrisburg Choice Neighborhood planning process will have a positive impact on your neighborhood?

76 out of 76 answered



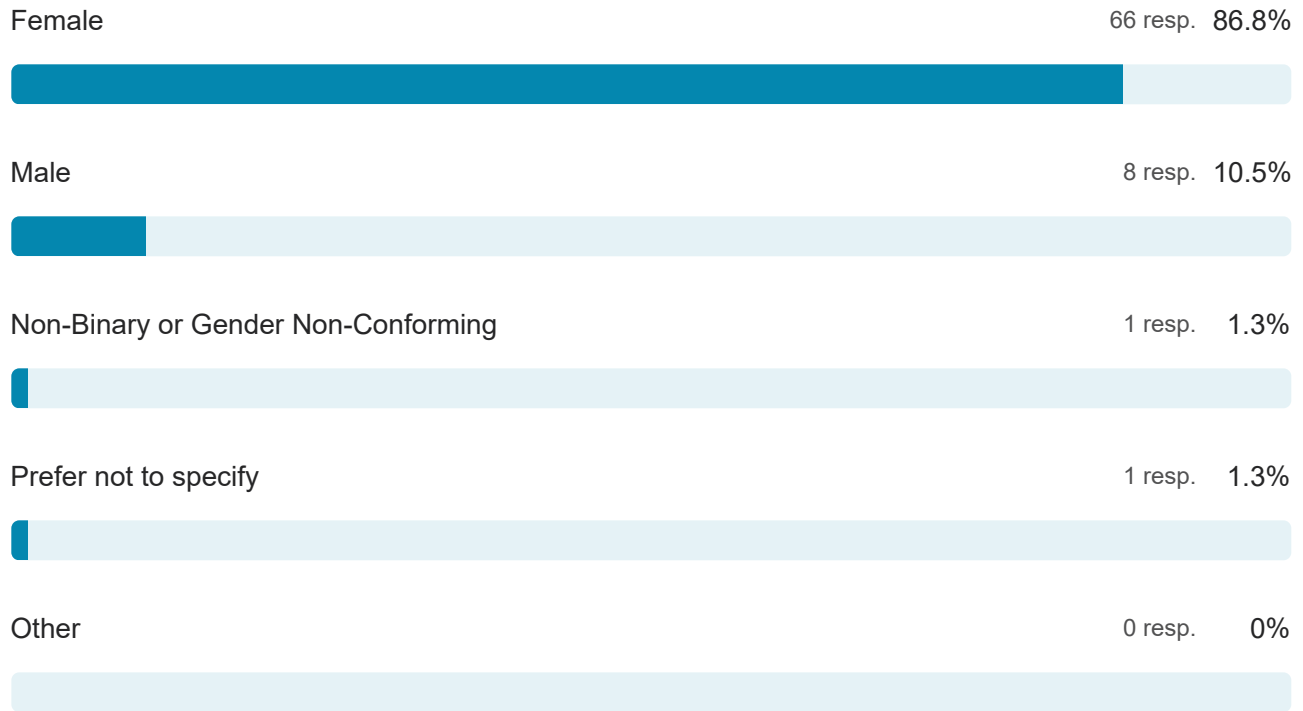
9.1 What age category best describes you?

76 out of 76 answered



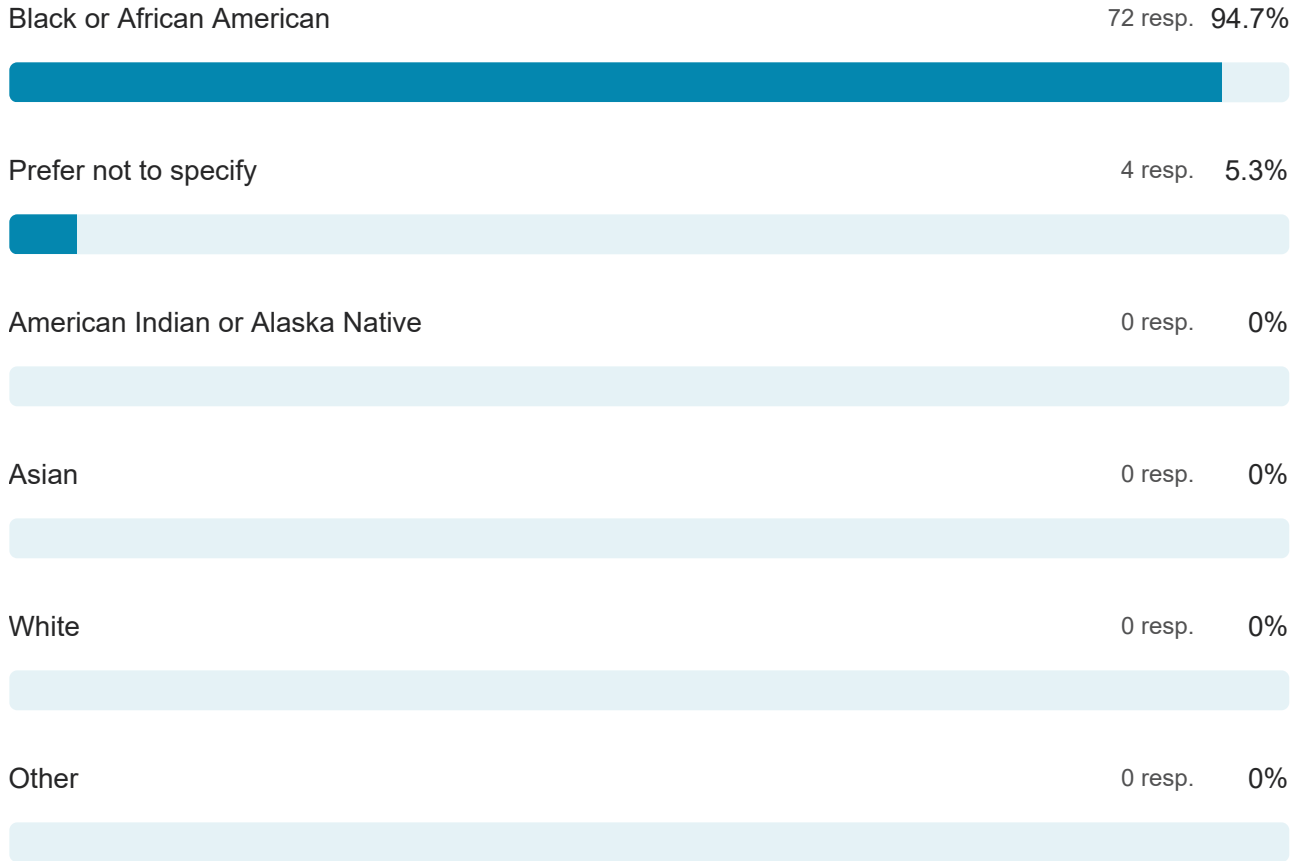
9.2 With which gender do you identify?

76 out of 76 answered



9.3 Race

76 out of 76 answered



9.4 Do you consider yourself Hispanic or Latinx?

76 out of 76 answered



9.5 What is your marital status?

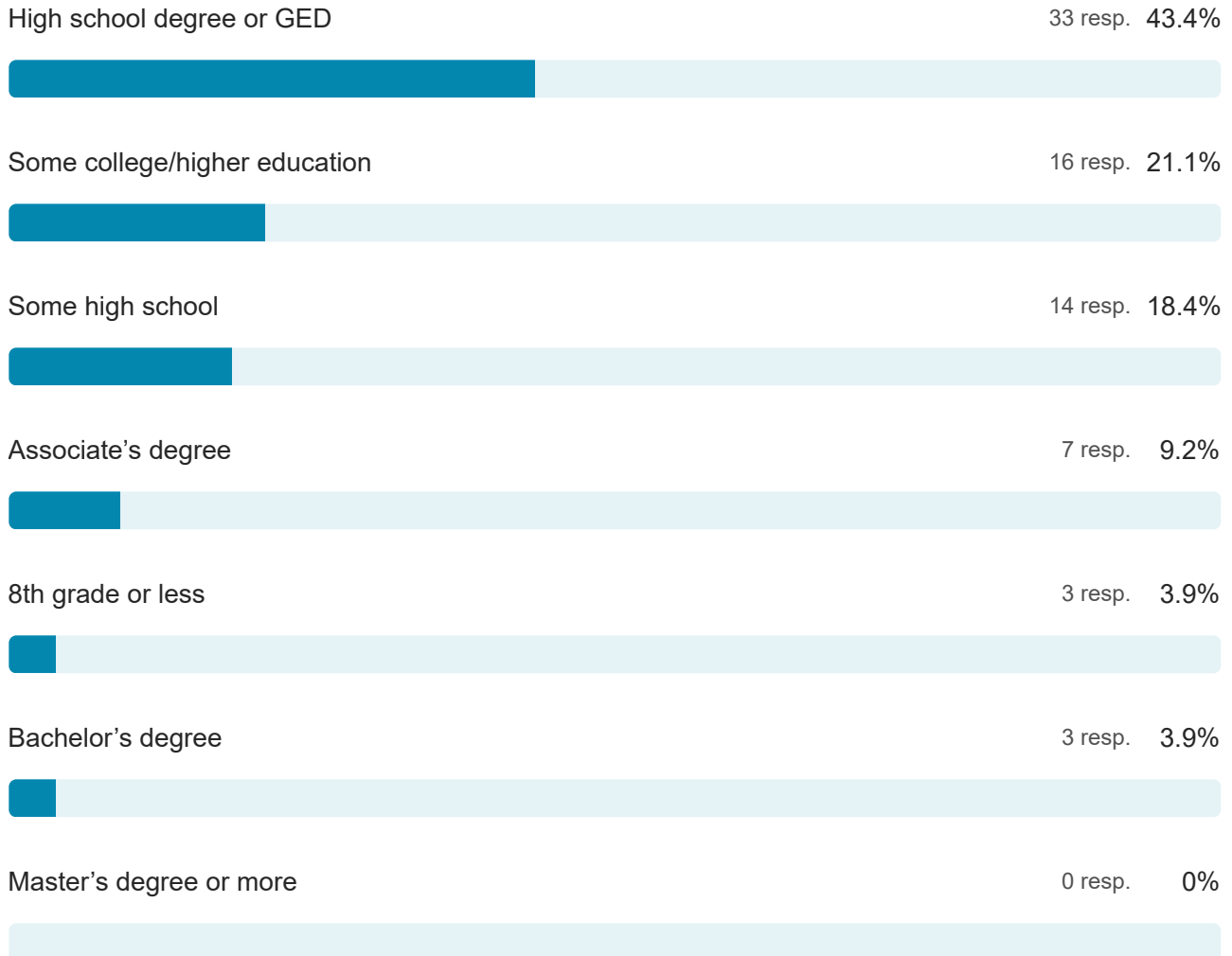
76 out of 76 answered



What is the highest education level for **each of the adults in your household**? *Please choose only the highest level of education for each adult.*

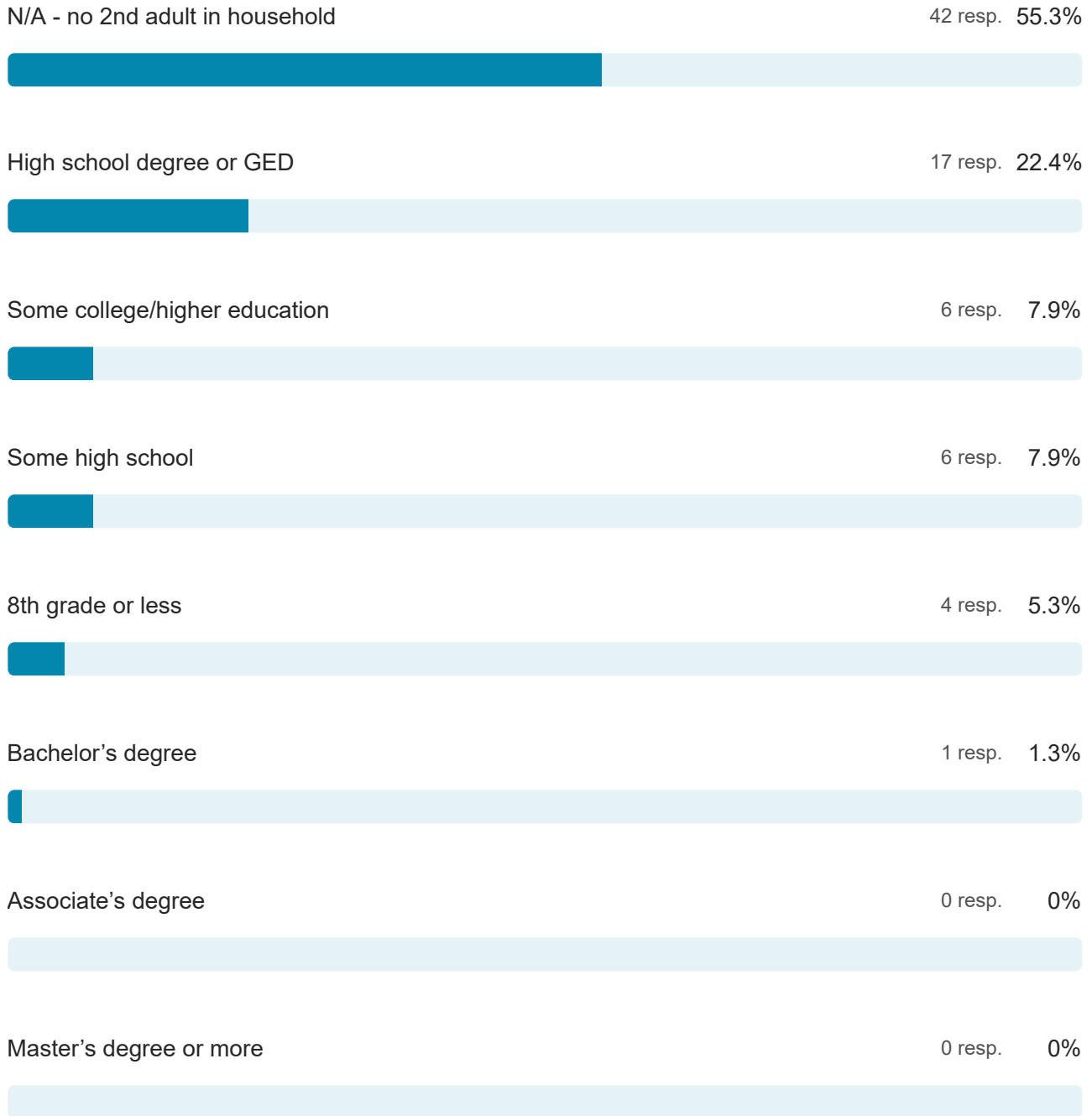
9.11 **Head of Household:**

76 out of 76 answered



9.12 **Please choose only the highest level of education for Adult #2**

76 out of 76 answered



9.13 **Please choose only the highest level of education for Adult #3**

34 out of 76 answered

